



## NVA Series Needle Valves\*

1/4" TO 2" PVC, CPVC, GFPP AND PVDF

### KEY FEATURES

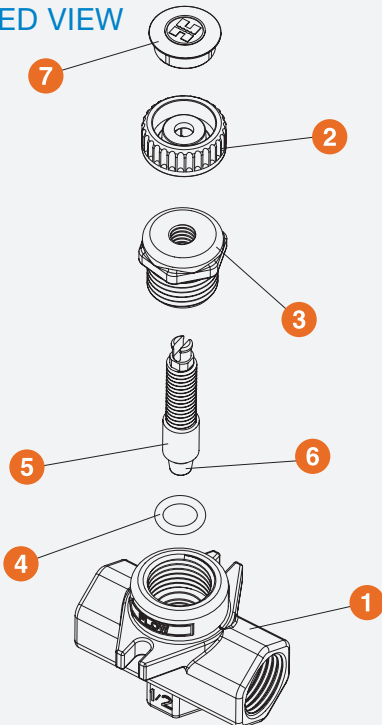
- Available in PVC, CPVC, GFPP and PVDF
- Integrated Stem/PTFE Seat Design
- Flanges for Panel Mounting
- NPT Threaded Ends
- Accurate Flow Control
- Fine Pitch Stem Threads for Precise Adjustment
- Adjust Flow Rates Down to Drops per Minute
- Ideal for Metering Flow

### MATERIALS

- Heavy Duty FPM O-Ring Seals
- PVC Cell Class 12454 per ASTM D1784
- CPVC Cell Class 23447 per ASTM D1784
- GFPP per ASTM D4101
- PVDF

## TECHNICAL INFORMATION

### EXPLODED VIEW



### SELECTION CHART

SIZE	MATERIAL	END CONNECTION	SEALS	PRESSURE RATING
1/4" - 1/2" (DN8 - DN15)	PVC, CPVC, GFPP or PVDF	Threaded	FPM	150 PSI @ 70°F 10 Bar @ 21°C Non-Shock

Brisbane, Australia  
[www.monarchindustrial.com.au](http://www.monarchindustrial.com.au)  
[www.monarchasiapacific.com.au](http://www.monarchasiapacific.com.au)

\*Patented" Pat. No.: 9,506,569

# NVA Series Needle Valves

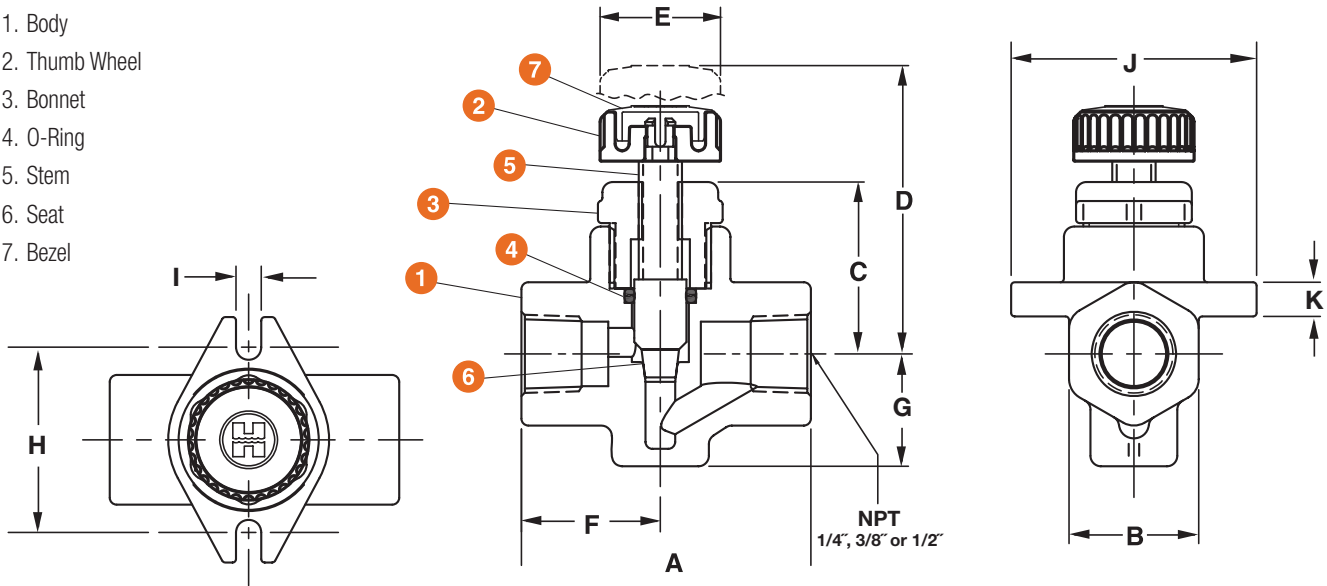
1/4" TO 1/2" PVC, CPVC, GFPP AND PVDF

Brisbane, Australia  
[www.monarchindustrial.com.au](http://www.monarchindustrial.com.au)  
[www.monarchasiapacific.com.au](http://www.monarchasiapacific.com.au)

## TECHNICAL INFORMATION, CONTINUED

### PARTS LIST

1. Body
2. Thumb Wheel
3. Bonnet
4. O-Ring
5. Stem
6. Seat
7. Bezel



### DIMENSIONS

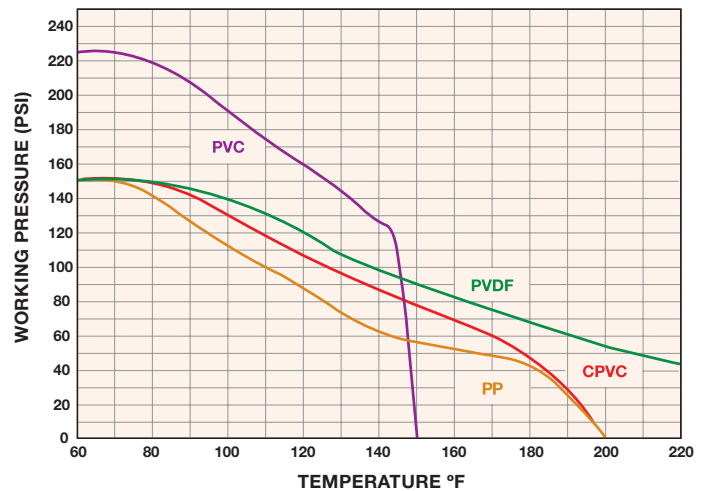
NOM SIZE in / DN	A in / mm	B in / mm	C in / mm	D in / mm	E in / mm	F in / mm	G in / mm	H in / mm	I in / mm	J in / mm	K in / mm	WEIGHT lbs / kg
1/4 / 8	2.50 / 64	1.12 / 28	1.49 / 38	2.49 / 63	1.04 / 26	1.20 / 30	.97 / 25	1.60 / 41	.22 / 6	2.12 / 54	.30 / 8	.22 / .10
3/8 / 10	2.50 / 64	1.12 / 28	1.49 / 38	2.49 / 63	1.04 / 26	1.20 / 30	.97 / 25	1.60 / 41	.22 / 6	2.12 / 54	.30 / 8	.22 / .10
1/2 / 15	2.50 / 64	1.12 / 28	1.49 / 38	2.49 / 63	1.04 / 26	1.20 / 30	.97 / 25	1.60 / 41	.22 / 6	2.12 / 54	.30 / 8	.22 / .10

Dimensions are subject to change without notice – consult factory for installation information

### Cv VALUES

SIZE in / DN	Cv VALUES	PRESSURE LOSS CALCULATION FORMULA
1/4 / 8	.64	$\Delta P = \left[ \frac{Q}{C_v} \right]^2$ $\Delta P$ = Pressure Drop Q = Flow in GPM Cv = Flow Coefficient
3/8 / 10	.72	
1/2 / 15	.79	

### OPERATING TEMPERATURE/PRESSURE



Hayward is a registered trademark of Hayward Industries, Inc. © 2018 Hayward Industries, Inc.