

WCV Series Full Pattern Wafer Check Valves

2" TO 8" PVC AND CPVC

KEY FEATURES

- Robust Full Pattern Body
- Available in PVC and CPVC
- No Special Spacers or Flanges Required
- High Cv Rating, Saves on Energy and Pump Wear
- FPM or EPDM Gasket and Face Seal
- One-Piece Disc and Shaft Design
- Designed for ANSI150 and PN10 Flanges*
- Contoured Inlet Port for Reduced Head Loss
- Lower Closing Pressure than Swing Check Valves
- Integral Bolt Eyes for Ease of Installation for Large Sizes (4" - 8")
- Can be Installed in Vertical or Horizontal Position
- Pressure Rated to 150 PSI/PN10 in All Sizes

OPTIONS

- 316 Stainless Steel or Hastelloy® Disc Spring

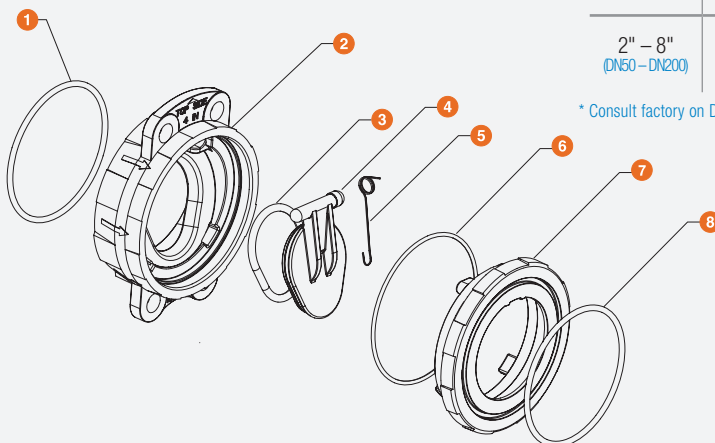
MATERIALS

- PVC per ASTM D1784 Cell Class 12454
- CPVC per ASTM D1784 Cell Class 23447
- FPM and EPDM Gasket and Disc Seals

* Patent No. 8,887,757

TECHNICAL INFORMATION

EXPLODED VIEW



SELECTION CHART

SIZE	MATERIAL	END CONNECTION	O-RING	SPRING	PRESSURE RATING
2" - 8" (DN50 - DN200)	PVC and CPVC	Wafer	FPM or EPDM	316 SS, Hastelloy®	150 PSI @ 70°F 10 Bar @ 21°C Non-Shock

* Consult factory on DN100 Size

"Patented" Pat. No.: 8,887,757

WCV Series Full Pattern Wafer Check Valves

2" TO 8" PVC AND CVPC

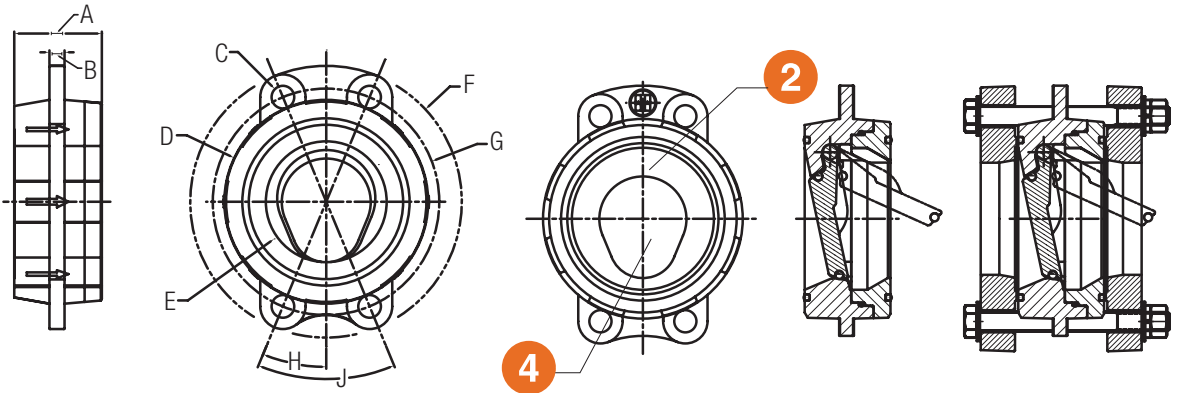


Brisbane, Australia
www.monarchindustrial.com.au
www.monarchasiapacific.com.au

TECHNICAL INFORMATION, CONTINUED

PARTS LIST

1. Face Seal O-Ring
2. Body
3. Wafer Disc O-Ring
4. Wafer Disc
5. Wafer Disc Spring
6. Body O-Ring
7. Body
8. Face Seal O-Ring



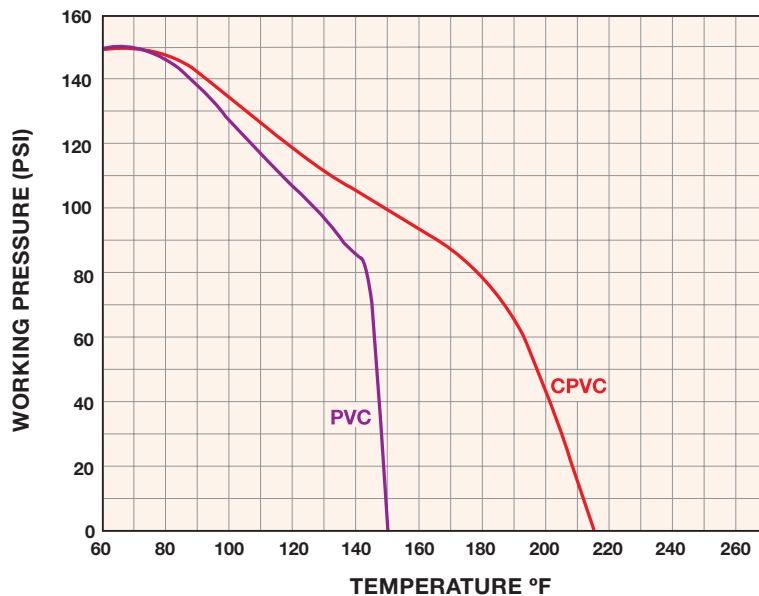
DIMENSIONS

SIZE in / DN	A in / mm	B in / mm	C in / mm	D in / mm	E in / mm	F in / mm	G in / mm	H in / mm	J in / mm
2 / 50	1.80 / 45	.25 / 6	—	4.00 / 101	2.03 / 51	5.25 / 133	—	—	—
2-1/2 / 65	2.30 / 58	.25 / 6	—	4.75 / 120	2.43 / 61	6.00 / 152	—	—	—
3 / 80	2.40 / 61	.25 / 6	—	5.25 / 133	3.00 / 76	6.50 / 165	—	—	—
4 / 100	2.90 / 73	.50 / 12	.75 / 19	6.75 / 171	4.00 / 101	9.00 / 228	.75 / 190	22.50 / 572	45.00 / 1143
6 / 150	3.00 / 76	.50 / 12	.88 / 22	8.63 / 219	5.77 / 146	11.13 / 282	9.50 / 241	22.50 / 572	45.00 / 1143
8 / 200	4.93 / 125	.75 / 19	.95 / 24	10.88 / 276	7.63 / 193	13.38 / 339	11.75 / 298	22.50 / 572	45.00 / 1143

Pressure Rating for ALL Sizes – 150 PSI @ 70°F Non-Shock
Consult Hayward for DN100 Wafer Check Dimension

***Sealing Pressure of 3psi (with or without spring)

OPERATING TEMPERATURE/PRESSURE



Cv VALUES

SIZE in / DN	Cv VALUES
2 / 50	93
2-1/2 / 65	144
3 / 80	87
4 / 100	346
6 / 150	848
8 / 200	1643

PRESSURE LOSS CALCULATION FORMULA

$$\Delta P = \left[\frac{Q}{C_v} \right]^2$$

ΔP = Pressure Drop

Q = Flow in GPM

Cv = Flow Coefficient



Hayward is a registered trademark
of Hayward Industries, Inc.
© 2018 Hayward Industries, Inc.