



Condensed Product Guide



Brisbane, Australia
www.monarchindustrial.com.au
www.monarchasiapacific.com.au

FLOW CONTROL

define
design

deliver

TABLE OF CONTENTS

VALVES AND ACCESSORIES

TBH Series True Union Ball Valves	4
BYV Series Butterfly Valves	5
HR Series Electric Actuators	6
TB Series True Union Ball Valves	8
TBH Series with "Z-Ball" True Union Ball Valves	9
TBZ Series "Z-Ball" True Union Ball Valves	9
CVH Series Profile2™ Proportional Control Ball Valves	10
CV Series Profile2™ Proportional Control Ball Valves	10
TW Series Three-Way True Union Ball Valves	11
LA Series Lateral Three-Way True Union Ball Valves	11
TC Series True Union Ball Check Valves	12
YC Series Y-Check Valves	12
SLC Series Spring-Loaded Y-Check Valves	12
SW Series Swing Check Valves	13
WCV Series Full Pattern Wafer Check Valves	13
WC Series Wafer Check Valves	13
BYB Series Large Diameter Butterfly Valves	14
BYCN/BYCS Series Butterfly Valves	14
DAB Series True Union Diaphragm Valves	15
DAB Series Flanged Diaphragm Valves	15

ACTUATION AND CONTROLS

LHB Series Manual Limit Switch	16
SV Series True Union Solenoid Valves	16
EA Series Automated True Union Ball Valves	17
EAU1 Series Automated True Union Ball Valves	17
ECP Series Automated True Union Ball Valves	18
PM Series Automated True Union Ball Valves	18
PMD/PMS Series Pneumatic Actuators	19
GFPP PMD4/PMS4 Series Pneumatic Actuators	19
PCD/PCS Series Pneumatic Actuators	20
EAU1 Series Electric Actuators	20
ECP Series Glass Filled Polypropylene Electric Actuators	21
HZSN1 Series On/Off/Proportional Electric Actuators	21

PRESSURE AND FLOW CONTROL VALVES

RV Series Pressure Relief Valves	22
PR Series Pressure Regulator Valves	22
PBV Series Back Pressure Valves	23
RPV Series Pressure Relief Valves	23
CCS Series Calibration Cylinders/Columns	24
IV Series Injection Valves/IQ Series Injection Quills	24
CS Series Corporation Stops	24
AV Series Angle Globe Valves	25
NVA Series Needle Valves	25
LC Series Universal Stopcock™	25

STRAINERS AND FILTERS

YS Series Y-Strainers	26
SB Series Simplex Basket Strainers	26
DB Series Duplex Basket Strainers	27
FLV/CFLV Series Simplex Bag and Cartridge Filters	28
FLV/CFLV Series Duplex Bag and Cartridge Filters	28
FLV Series PVC and CPVC Bag Filters	29
Heavy-Duty Filter Bags	29
HCF Series Commercial Sand Filter	30
LS Series Aquatic Sand Filter	30
Cartridge Filter Adapter Kits Option	31
Pleated Filter Cartridges	31

CORROSION RESISTANT PUMPS

A Series LifeStar® Aquatic Pump	32
A Series LifeStar®VS Aquatic Pump	32
LifeStar® MV Medium Head Aquatic Pump	33
T Series Vertical Seal-Less Immersible Pumps	34
S Series Vertical Seal-Less Immersible Pumps	34
D Series Vertical Seal-Less Immersible Pumps	34
R Series Magnetic Drive Pumps	35
C Series Centrifugal Pumps	35
Z Series Solenoid Diaphragm Metering Pumps	36

INSTRUMENTATION

HLS Series Advanced Submersible Pressure Level Transmitter	37
HLST Series Indicating Level Transmitter	37
HMC Series Indicating Transmitter	37
GA Series Pressure Gauge & Isolator	38
GDS Series Double Sided Pressure Gauge & Isolator	38
GG Series Gauge Guards	39
GLD Series LED Pressure Gauge & Isolator	39

BULKHEAD FITTINGS AND TANK ACCESSORIES

BFAS Series Bulkhead Fittings	40
BFA Series Bulkhead Fittings	40
CCP Series Tank-Tite™	41
SF Series Self-Aligning Bulkhead Fittings	41
AR Series Air Release Valves	42
VB Series Vacuum Breakers	42
VBX Series Ready Flanges	42

TECHNICAL INFORMATION

Operating Temperature/Pressure	43
Pressure Loss Calculation Using Cv Factor	43
Basket Sizes for Hayward Simplex/Duplex Thermoplastic Strainers	44
Operating Temperature/Pressure for Bag & Cartridge Filter Housings	44
Z Series Specifications	44


TBH Series

True Union Ball Valves
1/2" to 2" DN8 TO DN50 PVC, CPVC



"Patent Pending"

MATERIALS



KEY FEATURES & BENEFITS

- System2™ Sealing Technology provides longer cycle life
- 250 PSI / 16 Bar, non-shock at 70°F / 23°C full pressure rating
- Consistent operating torque with adjustment-free design
- Lockout/Tagout mechanism that secures directly to valve body for enhanced safety
- Ergonomic handle for improved grip and comfort
- ISO mounting flange simplifies actuation
- Permanent markings, eliminates labels
- Integral footpad for skid or panel mount
- FPM or EPDM seals
- Double O-Ring stem seals
- Reversible PTFE seats – Standard
- Easy replacement for existing Hayward TB Series
- NSF / ANSI 61 and NSF / ANSI 372 Listed

OPTIONS

- Z-Ball - Drilled Ball for Sodium Hypochlorite applications with identifiable black handle.
- Pneumatic or Electric Actuators
- Stem Extensions
- Manual Limit Switch



Certified to
NSF/ANSI 61 & 372



Select Actuated TBH Series valves shipped within (1) business day of your order. Need actuation on the fly? Hayward has you covered. Please visit website for details.



MONARCH
INDUSTRIAL PRODUCTS



BYV Series

Butterfly Valves

2" to 12" DN50-DN300 PVC, CPVC, GFPP

"Patented: U.S. Patent Numbers 9,695,947 and 9,989,154 & Other Patents Pending"

KEY FEATURES & BENEFITS

- One Piece Injection Molded PVC, CPVC or GFPP Body
- PVC, CPVC or GFPP Disc Materials
- Hand Lever with 19 Lockable Stop Positions & 360° Interlocking Splines
- External Disc Position and Flow Indication
- Hydro-dynamic Centric Disc for Increased Flow Performance
- Over-Sized Liner Face Maximizes Surface Contact with Flanges
- 1-Piece 316 Stainless Steel Stem with Threaded Retaining Gland
- Stem Bearing and Seal Retainer for Absolute Stem Position and Seal
- ISO 5211 Top Flange and Stem Drive
- All Sizes Meet ANSI B16.10 / ISO 5752 Narrow Face-to-Face Dimensions
- Pressure Rated at 150 PSI/10 Bar in All Sizes @ 70°F Non-Shock
- NSF / ANSI 61 and NSF / ANSI 372 Listed

OPTIONS


- Over-Molded 316 Stainless Steel Lugs
- Titanium or Hastelloy™ Stem Materials
- Gear Operators
- Complete Range of Pneumatic or Electric Actuators
- Lock Out Caps
- Stem Extensions
- 2" Square Operating Nut
- Chain Operator for Gear Box

Quik-Ship
Ready in 24HRS

Select Actuated BYV Series valves shipped within (1) business day of your order. Need actuation on the fly? Hayward has you covered. Please visit website for details.

SHOWCASE

MATERIALS



*Disc only



Certified to
NSF/ANSI 61 & 372
PVC/EPDM 2" - 12"
CPVC/EPDM 4" - 12"

Brisbane, Australia
www.monarchindustrial.com.au
www.monarchasiapacific.com.au

HR Series

Electric Actuators
266 - 177,000 Torque in-lbs



KEY FEATURES & BENEFITS

- Units are equipped with two (2) volt-free Form A Auxiliary switches
- ISO5211 compliant mounting with a double square female drive socket
- Raised visual position indicator
- NEMA 4X/IP67 compliant
- EMT entry ports with sealed cable glands

OPTIONS

- Power Supply Flexibility
- On/Off and Proportional Control
- Manual Override Handwheel
- Local Control Stations
- IP68 Submersion
- Battery Backup
- Supercapacitor Backup
- Interchangeable ISO5211 Flange & Drives

Quik-Ship
Ready in 24HRS

Select HRS + TBH/BYV Series valves shipped within (1) business day of your order. Need actuation on the fly? Hayward has you covered. Please visit website for details.



Quik-Ship


Ready in 24HRS

Automation on the fly.



Select TBH Ball Valve or BYV Butterfly Valve

Select Electric or Pneumatic Actuation



Hayward Flow Control's industry leading actuation offering and service is now quicker than ever before.

By maximizing our LEAN production model and full scale US manufacturing base, Hayward can get your system up and running when it has to.

Get any one of the selected automated ball and butterfly valve packages shipped out to you within one business day of ordering.

That simple. That easy.

OPTIONS

- HR Series 120VAC Electric On/Off Actuator
- ECP Series 24-265VAC/VDC Electronic Actuator
- PMD/PMS Double Acting or Spring Return Pneumatic Actuator
- PCD/PCS Industrial Grade Double Acting or Spring Return Pneumatic Actuator
- TBH Series True Union Ball Valve in PVC and CPCV, 1/2" TO 2"
- BYV Series Butterfly Valve in PVC with PVC disc, 2" TO 8"
- Direct Mounted Assembly
- One Part Number

TB Series True Union Ball Valves

1/4" TO 2" PVC AND CPVC / 1/2" TO 2" GFPP AND 1/4" - 1" PVDF

KEY FEATURES

- Available in PVC, CPVC, GFPP and PVDF
- Full Port Design
- Reversible PTFE Seats
- Double O-Ring Stem Seals
- Easily Actuated
- NSF/ANSI 61 & 372 Listed

OPTIONS

- Lockouts Available
- 2" Square Operating Nut
- Stem Extensions
- Pneumatic and Electric Actuation
- Spring Return Handle



Certified to NSF/ANSI 61 & 372 PVC and CPVC

**PVC and CPVC socket ends available to ISO 727-1 and threaded ends to BS21. PP socket fusion ends per ASTM F2389 and threaded ends per BS21. Flanged ends available in DIN/EN PN10.

SELECTION CHART

SIZE**	MATERIAL	END CONNECTION	SEALS	PRESSURE RATING
1/4" - 3/8" (DN8 - DN10)	PVC	Socket and Threaded	FPM or EPDM	250 PSI @ 70°F 17 Bar @ 21°C Non-Shock
1/2" - 2" (DN15 - DN50)	PVC or CPVC	Socket and Threaded or Flanged*		
1/4" - 1" (DN8 - DN25)	GFPP	Threaded, Socket Fusion or Flanged	FPM or EPDM	150 PSI @ 70°F 10 Bar @ 21°C Non-Shock
1/2" - 1" (DN15 - DN25)	PVDF	Threaded		
		Socket		

*All flanged valves are rated to 150 PSI @ 70°F Non-Shock (10 Bar @ 21°C)

TB Series True Union Ball Valves

2-1/2" TO 6" PVC AND CPVC

KEY FEATURES

- PVC and CPVC
- Full Port Design Through 4"
- Reversible PTFE Seats
- Double O-Ring Stem Seals
- Easily Actuated
- NSF/ANSI 61 & 372 Listed (2-1/2"-4")
- Actuator-Ready Design

OPTIONS

- Pneumatic and Electric Actuation
- Lockouts Available
- Gear Operator
- 2" Square Operating Nut
- Stem Extensions
- Spring Return Handle

SELECTION CHART

SIZE***	MATERIAL	END CONNECTION	SEALS	PRESSURE RATING
2-1/2" - 4" (DN65 - DN100)	PVC or CPVC	Socket, Threaded or Flanged**	FPM or EPDM	235 PSI @ 70°F 16 Bar @ 21°C Non-Shock
6" (DN150)		Flanged		

* 4" valve venturied to 6" ** All flanged valves are rated to 150 PSI @ 70°F Non-Shock (10 Bar @ 21°C)
*** PVC and CPVC socket ends available to ISO 727-1 and threaded ends to BS21. Flanged ends available in DIN/EN PN10.



Certified to NSF/ANSI 61 & 372 2-1/2" - 4"

TBH Series with “Z-Ball” True Union Ball Valves

1/2” TO 2” / DN15 TO DN50 PVC AND CPVC



Certified to NSF/ANSI 61 & 372

KEY FEATURES

- Drilled Ball for Sodium Hypochlorite applications
- Ergonomic black identifiable handle for improved grip and comfort
- Lockout/Tagout mechanism that secures directly to valve body for enhanced safety
- Reversible PTFE Seats
- Double O-Ring Stem Seals

OPTIONS

- Pneumatic and Electric Actuation
- Stem Extensions
- Manual Limit Switch
- Coupling for Actuator

SELECTION CHART

SIZE***	MATERIAL	END CONNECTION	SEALS	PRESSURE RATING
1/2" – 2" (DN15 – DN50)	PVC or CPVC	Socket or Threaded	FPM	250 PSI @ 70°F 16 Bar @ 21°C Non-Shock
		Flanged		150 PSI @ 70°F 10 Bar @ 21°C Non-Shock

** PVC and CPVC socket ends available to ISO 727-1 and threaded ends to BS21.
PP socket fusion ends per ASTM F2389 and threaded ends per BS21.
Flanged ends available in DIN / EN PN10.

TBZ Series “Z-Ball” True Union Ball Valves

1/2" TO 6" PVC AND CPVC

KEY FEATURES

- PVC and CPVC
- Full Port Design
- Reversible PTFE Seats
- Double O-Ring Stem Seals
- For Sodium Hypochlorite Applications
- Adjustable Seat Retainer

OPTIONS

- Lockouts Available
- Stem Extensions
- Spring Return Handle
- Pneumatic and Electric Actuation
- 2" Square Operating Nut

SELECTION CHART

SIZE***	MATERIAL	END CONNECTION	SEALS	PRESSURE RATING
1/2" – 2" (DN15 – DN50)	PVC or CPVC	Socket and Threaded or Flanged**	FPM	250 PSI @ 70°F 17 Bar @ 21°C Non-Shock
2-1/2" – 4" (DN63 – DN100)		Socket, Threaded or Flanged**		235 PSI @ 70°F 16 Bar @ 21°C Non-Shock
6" (DN150)		Flanged		150 PSI @ 70°F 10 Bar @ 21°C Non-Shock

* 4" valve venturied to 6" ** All flanged valves are rated to 150 PSI @ 70°F Non-Shock (10 Bar @ 21°C)
*** PVC and CPVC socket ends available to ISO 727-1 and threaded ends to BS21.
Flanged ends available in DIN/EN PN10.



Certified to NSF/ANSI 61 & 372

CVH Series Profile2™ Proportional Control Ball Valves

1/2" TO 2" / DN15 TO DN50 PVC AND CPVC



KEY FEATURES

- Profile2™ Characterized Ball
- System2™ Sealing Technology provided longer cycle life
- Lockout/Tagout mechanism that secures directly to valve body for enhanced safety
- Reversible PTFE Seats
- Double O-Ring Stem Seals
- NSF/ANSI 61 & 372 Listed
- Actuator-Ready Design

OPTIONS

- Pneumatic and Electric Actuation
- Stem Extensions
- Manual Limit Switch
- Coupling for Actuator



Certified to NSF/ANSI 61 & 372

SELECTION CHART

SIZE***	MATERIAL	END CONNECTION	SEALS	PRESSURE RATING
1/2" – 2" (DN15 – DN50)	PVC or CPVC	Socket or Threaded	FPM	250 PSI @ 70°F 16 Bar @ 21°C Non-Shock
		Flanged		150 PSI @ 70°F 10 Bar @ 21°C Non-Shock

*Does not include sizes 1-1/2" and 1-1/2".

CV Series Profile2™ Proportional Control Ball Valves

1/2" TO 6" PVC AND CPVC

KEY FEATURES

- PVC and CPVC
- Reversible Seats
- True Union Design
- Manual or Actuated
- Precise Flow Control

OPTIONS

- Fill Station Lines
- Lateral Take-Off Line Flow Control
- Flow Reduction in Systems with Oversized Pumps
- Control Flow from Tanks
- Pneumatic and Electric Actuation

SELECTION CHART

SIZE***	MATERIAL	END CONNECTION	SEALS	PRESSURE RATING
1/2", 3/4", 1" and 2" (DN15, DN20, DN25 and DN50)	PVC or CPVC	Socket and Threaded or Flanged**	FPM or EPDM	250 PSI @ 70°F 17 Bar @ 21°C Non-Shock
2-1/2" – 4" (DN63 – DN100)		Socket, Threaded or Flanged**		235 PSI @ 70°F 16 Bar @ 21°C Non-Shock
6" (DN150)		Flanged		150 PSI @ 70°F 10 Bar @ 21°C Non-Shock

* 4" valve venturied to 6" ** All flanged valves are rated to 150 PSI @ 70°F Non-Shock (10 Bar @ 21°C)
*** PVC and CPVC socket ends available to ISO 727-1 and threaded ends to BS21.
Flanged ends available in DIN/EN PN10.



TW Series Three-Way True Union Ball Valves

1/2" TO 6" PVC AND CPVC



KEY FEATURES

- PVC and CPVC
- Position Indicator
- Easily Actuated
- PTFE Seats
- FPM or EPDM O-Rings
- Double O-Ring Stem Seal

OPTIONS

- Lockouts Available
- Pneumatic and Electric Actuation
- Cross-Flow Ball
- NT Ball
- TP Ball

SELECTION CHART

SIZE**	MATERIAL	END CONNECTION	SEALS	PRESSURE RATING
1/2" – 4" (DN15 – DN100)	PVC or CPVC	Socket, Threaded or Flanged	FPM or EPDM	150 PSI @ 70°F 10 Bar @ 21°C Non-Shock
6" (DN150)		Flanged		

* 4" valve venturied to 6"
** PVC and CPVC socket ends available to ISO 727-1 and threaded ends to BS21. Flanged ends available in DIN/EN PN10.

LA Series Lateral Three-Way True Union Ball Valves

1/2" TO 6" PVC AND CPVC

KEY FEATURES

- PVC and CPVC
- PTFE Seats
- FPM or EPDM O-Rings
- Double O-Ring Stem Seal
- Simplifies Lateral Connections
- Replaces Valve/Tee Connection Combinations
- Quick, Easy to Install
- Replacement for Zero Dead-Leg Valves

OPTIONS

- Lockouts Available
- Pneumatic and Electric Actuation

SELECTION CHART

SIZE**	MATERIAL	END CONNECTION	SEALS	PRESSURE RATING
1/2" – 4" (DN15 – DN100)	PVC or CPVC	Socket and Threaded or Flanged	FPM or EPDM	150 PSI @ 70°F 10 Bar @ 21°C Non-Shock
6" (DN150)		Flanged		

* 4" valve venturied to 6"
** PVC and CPVC socket ends available to ISO 727-1 and threaded ends to BS21. Flanged ends available in DIN/EN PN10.



TC Series True Union Ball Check Valves

1/4" TO 3/8" PVC, 1/2" TO 2" PVC, CPVC, PP,
2-1/2" TO 6" PVC AND CPVC AND 1/4" TO 1" PVDF



Certified to
NSF/ANSI 61 & 372
1/4" - 4"

KEY FEATURES

- PVC, CPVC, PP and PVDF
- For Horizontal or Vertical Installation
- 1/2" to 6" are Sure Block Design
- Square Cut Seat for Positive Sealing
- Seats with Minimum Back Pressure
- 1/4" and 3/8" are Trim Check Design

OPTIONS

- Foot Valve Screens

SELECTION CHART

SIZE****	MATERIAL	END CONNECTION	SEALS	PRESSURE RATING
1/4" - 3/8" (DN8 - DN10)	PVC	Socket or Threaded	FPM	150 PSI @ 70°F 10 Bar @ 21°C Non-Shock
1/2" - 2" (DN15 - DN50)	PVC or CPVC	Socket and Threaded or Flanged***	FPM or EPDM	235 PSI @ 70°F 16 Bar @ 21°C Non-Shock
	PP**	Threaded or Socket Fusion		
2-1/2" - 4" (DN63 - DN100)	PVC or CPVC	Socket, Threaded or Flanged	FPM	150 PSI @ 70°F 10 Bar @ 21°C Non-Shock
6"**** (DN150)		Flanged		
1/4" - 1" (DN8 - DN28)	PVDF	Threaded or Socket Fusion	FPM	

* Trim Checks ** 2" PP is rated to 100 PSI @ 70°F Non-Shock *** 4" valve venturied to 6"
**** All flanged valves are rated to 150 PSI @ 70°F Non-Shock

**** PVC and CPVC socket ends available to ISO 727-1 and threaded ends to BS21. PP socket fusion ends per ASTM F2389 and threaded ends per BS21. Flanged ends available in DIN/EN PN10.

YC Series Y-Check Valves

1/2" TO 4" PVC AND CPVC AND 1/2" TO 1" PVDF



KEY FEATURES

- PVC, CPVC and PVDF
- Full Flow Design
- Minimum Pressure Drop
- PVC Coil to Guide Piston to a Positive Seat
- Minimal Back Pressure Required to Seat Piston

OPTIONS

- Drilled Cap for Easy Drainage
- True Union End Connections

SELECTION CHART

SIZE*	MATERIAL	END CONNECTION	SEALS	PRESSURE RATING
1/2" - 4" (DN15 - DN100)	PVC or CPVC	Socket, Threaded, Flanged or True Union	FPM or EPDM	150 PSI @ 70°F 10 Bar @ 21°C Non-Shock
1/2" - 1" (DN15 - DN28)	PVDF	Socket, Threaded	FPM	

* PVC and CPVC socket ends available to ISO 727-1 and threaded ends to BS21.

SLC Series Spring-Loaded Y-Check Valves

1/2" TO 4" PVC



KEY FEATURES

- PVC
- Full Flow Design
- Closes with No Back Pressure
- Adjustable - Opens From 2 to 15 PSI
- Easy Maintenance
- Opens in Any Position

OPTIONS

- True Union End Connections

SELECTION CHART

SIZE*	MATERIAL	END CONNECTION	SEALS	PRESSURE RATING
1/2" - 4" (DN15 - DN100)	PVC	Socket, Threaded or True Union	FPM or EPDM	150 PSI @ 70°F 10 Bar @ 21°C Non-Shock

* PVC and CPVC socket ends available to ISO 727-1 and threaded ends to BS21.

SW Series Swing Check Valves

3" TO 6" PVC, CPVC AND GFPP AND 8" PVC AND GFPP

Brisbane, Australia
www.monarchindustrial.com.au
www.monarchasiapacific.com.au



KEY FEATURES

- PVC, CPVC and GFPP
- High Temperature/ Pressure Ratings
- Two-In-One Seal Design
- Built-In Flange Seals
- Two Drain Ports
- Self-Aligning Clapper Seals
- High Cv Rating and Full Flow Design

SELECTION CHART

SIZE*	MATERIAL	END CONNECTION	SEALS	PRESSURE RATING
3" – 6" (DN80 – DN150)	PVC, CPVC or GFPP	Flanged	FPM or EPDM	150 PSI @ 70°F 10 Bar @ 21°C Non-Shock
8" (DN200)	PVC or GFPP			

* Flanged ends available in DIN/EN PN10.

WCV Series Full Pattern Wafer Check Valves

2" TO 8" PVC AND CPVC

KEY FEATURES

- Robust Full Pattern Body
- PVC and CPVC
- No Special Spacers or Flanges Required
- High Cv Rating Equal to Metal Check Valves, Saves on Energy and Pump Wear
- FPM or EPDM Gasket and Face Seal
- One-Piece Disc and Shaft Design

- Designed for ANSI150 and PN10 Flanges
- Patent No. 8,887,757

OPTIONS

- 316 Stainless Steel or Hastelloy® Disc Spring



SELECTION CHART

SIZE*	MATERIAL	END CONNECTION	O-RING	SPRING	PRESSURE RATING
2" – 8" (DN50 - DN200)	PVC and CPVC	Wafer	FPM or EPDM	316 SS, Hastelloy®	150 PSI @ 70°F 10 Bar @ 21°C Non-Shock

* Consult factory on DN100 Size

WC Series Wafer Check Valves


10" TO 14" PVC AND PP

KEY FEATURES

- PVC and PP Body and Disc
- FPM, EPDM or PTFE O-Ring Seats
- Compact and Lightweight
- Easy Installation
- Vertical or Horizontal Operation

OPTIONS

- Stainless Steel or Hastelloy® Disc Springs*



* Valve shown with spring option

SELECTION CHART

SIZE	MATERIAL	END CONNECTION	O-RING	SPRING	PRESSURE RATING
10" – 12" (DN250 – DN300)	PVC, PP	Wafer	FPM, EPDM or PTFE*	316 SS, Hastelloy®	90 PSI @ 70°F 6 Bar @ 21°C Non-Shock
14" (DN350)					Consult with Factory

* All sizes require a spacer

BYB Series Large Diameter Butterfly Valves

14" TO 24" PVC, CPVC, PP AND PVDF



KEY FEATURES

- PVC, CPVC, PP and PVDF Bodies
- PVC, CPVC, PP and PVDF Discs
- Heavy Duty Gear Operator
- 410 Grade Stainless Steel Stem
- Choice of FPM, EPDM or Nitrile Liners

OPTIONS

- Pneumatic and Electric Actuation
- Stem Extensions

SELECTION CHART

SIZE	BODY MATERIAL	DISC MATERIAL	LINERS	PRESSURE RATING
14" – 16" (DN350 – DN400)				86 PSI @ 70°F 6 Bar @ 21°C Non-Shock
18" (DN450)	PVC, CPVC, PP or PVDF	PVC, CPVC, PP or PVDF	FPM, EPDM or Nitrile	72 PSI @ 70°F 5 Bar @ 21°C Non-Shock
20" – 24" (DN500 – DN600)				51 PSI @ 70°F 3 Bar @ 21°C Non-Shock

BYCN/BYCS Series Butterfly Valves

2" TO 8" PVC



Certified to
NSF/ANSI 61 & 372
BYCN 3" – 8"

KEY FEATURES

- Distinctive Ergonomic Handle with Lockout Feature
- Wafer Body Design
- Fits ANSI 150 or PN10 Flange Patterns
- PVC Body with PVC Disc
- One-Piece Stainless Steel Stem 316 Grade for BYCN/410 Grade for BYCS
- ISO 5211 Mounting Pad
- NSF/ANSI-61 Listed (BYCN 3" – 8")

OPTIONS

- Gear Operators
- Pneumatic and Electric Actuation

SELECTION CHART

SERIES	SIZE	BODY MATERIAL	DISC MATERIAL	STEM MATERIAL	LINERS	PRESSURE RATING
BYCN	2" – 8" (DN80 – DN200)	PVC	PVC	316 Grade Stainless Steel	EPDM	150 PSI @ 70°F 10 Bar @ 21°C Non-Shock
BYCS				410 Grade Stainless Steel		

DAB Series True Union Diaphragm Valves

1/2" TO 2" PVC AND CPVC



KEY FEATURES

- PVC and CPVC
- Position Indicator
- Sure-Grip Handwheel
- Choice of FPM, EPDM or PTFE Diaphragms*

OPTIONS

- Pneumatic Actuation
- PVDF Vapor Barrier**

* All PTFE diaphragms are EPDM backed
 ** PVDF Vapor Barrier available with EPDM and PTFE diaphragm only

SELECTION CHART

SIZE	MATERIAL	END CONNECTION	DIAPHRAGM	SEALS	PRESSURE RATING
1/2" – 2" (DN15 – DN50)	PVC or CPVC	Socket and Threaded	FPM, EPDM or PTFE*	FPM or EPDM	150 PSI @ 70°F 10 Bar @ 21°C Non-Shock

* EPDM and PTFE diaphragms are available with a PVDF Vapor Barrier

DAB Series Flanged Diaphragm Valves

1/2" - 6" PVC AND 1/2" - 4" CPVC



KEY FEATURES

- PVC and CPVC
- Position Indicator
- Sure-Grip Handwheel
- Choice of FPM, EPDM or PTFE Diaphragms*

OPTIONS

- Pneumatic Actuation to 4"
- Over 4" Actuation, Consult Factory
- PVDF Vapor Barrier**

* All PTFE diaphragms are EPDM backed
 ** PVDF Vapor Barrier available with EPDM and PTFE diaphragm only

SELECTION CHART

SIZE	MATERIAL	END CONNECTION	DIAPHRAGM	PRESSURE RATING
1/2" – 4" (DN15 – DN100)	PVC	Flanged	FPM, EPDM or PTFE*	150 PSI @ 70°F 10 Bar @ 21°C Non-Shock
6" (DN150)				75 PSI @ 70°F 5 Bar @ 21°C Non-Shock
1/2" – 4" (DN15 – DN100)	CPVC			150 PSI @ 70°F 10 Bar @ 21°C Non-Shock

* EPDM and PTFE diaphragms are available with a PVDF Vapor Barrier

LHB Series Manual Limit Switch

FOR BALL VALVES UP TO 6" AND BUTTERFLY VALVES UP TO 8"

KEY FEATURES

- Now Available with "Dead-Man" Spring Return Handle or Handlever (LHB-SR)
- Remote Monitoring of Critical Services
- Retrofits to Existing Valves
- Robust GFPP Body, Cover and Plate
- 304 Stainless Steel Stem and FPM Seals
- Fits All Hayward® Ball Valves up to 6" and Butterfly Valves up to 8"
- Two Adjustable SPDT 10 Amp at 120 VAC Switches (Open/Close Position)
- 1/2" Conduit Port
- Terminal Blocks for Ease of Wiring
- Meets ISO5211, F05, F07 and F10 Patterns
- NEMA 4X
- Switches CSA Listed
- Patented: U.S. Patent Nos. 9,010,721, 9,010,722 and 9,702,480

OPTIONS

- Additional Two Switches
- Potentiometer Available
- Optional Handles – Lever or T-Handle
- LED for Open/Close Indication



SELECTION CHART

MANUAL LIMIT SWITCH MODEL	VALVE SIZE/SERIES
LHB-1/LHB-1-SR	1/2" – 2"/TB (DN15 – DN50) • 1-1/2" – 4"/BW (DN40 – DN100)
LHB-2/LHB-2-SR	2-1/2" – 6"/TB (DN65 – DN150) • 6" – 8"/BY (DN150 – DN200)

SV Series True Union Solenoid Valves

1/4" TO 1" PVC AND CPVC



KEY FEATURES

- PVC and CPVC
- Corrosion-Resistant Polyester Coil
- No Pressure Differential Required for Operation
- Both 1/2" Conduit or SJ-Type Cord Electrical Connection
- 110 VAC Standard

OPTIONS

- 12 VAC, 24 VAC, 220 VAC, 12 VDC, 24 VDC

OPERATING PARAMETERS

For optimum valve performance, inlet pressure must not exceed 120 PSI. Flow velocity must not exceed 5 ft. per second.

SELECTION CHART

SIZE*	MATERIAL	END CONNECTION	SEALS	PRESSURE RATING
1/4", 1/2", 3/4", 1" (DN8 – DN25)	PVC or CPVC	Socket and Threaded	FPM or EPDM	150 PSI @ 70°F 10 Bar @ 21°C Non-Shock

* PVC and CPVC socket ends available to ISO 727-1 and threaded ends to BS21.

EA Series Automated True Union Ball Valves

1/2" TO 2" PVC AND CPVC



VALVE FEATURES

- PVC and CPVC
- EPDM Seals
- PTFE Seats
- Full Port Design
- Fully Serviceable
- Double O-Ring Stem Seals

ACTUATOR FEATURES

- UL/CSA Listed Motor
- Thermoplastic NEMA 4/4X Enclosure
- 2.5 Second, 90° Cycle Time
- Thermal Overload Protection
- Permanently Lubricated Gear Train
- Actuator Brake
- No Need for Manual Adjustments
- Blind Leads Connection
- Standard 120 VAC
- Unidirectional, Not Reversing

SELECTION CHART

SIZE*	MATERIAL	END CONNECTION	SEALS	VALVE PRESSURE RATING
1/2" – 2" (DN15 – DN50)	PVC or CPVC	Socket and Threaded	EPDM	250 PSI @ 70°F 16 Bar @ 21°C Non-Shock

* PVC and CPVC socket ends to ISO 727-1 and threaded ends to BS21.

EAU1 Series Automated True Union Ball Valves

1/2" TO 2" PVC AND CPVC



VALVE FEATURES

- PVC and CPVC
- FPM or EPDM Seals
- PTFE Seats
- Full Port Design
- Fully Serviceable
- Double O-Ring Stem Seals

ACTUATOR FEATURES

- UL/CSA Listed Motor
- Thermoplastic NEMA 4/4X Enclosure
- 2.5 Second, 90° Cycle Time
- Permanently Lubricated Gear Train
- Actuator Brake
- 90 or 180° Operation
- Unidirectional, Not Reversing
- Terminal Block Connections
- Standard 120 VAC
- End of Travel Dry Contact Limit Switch
- Thermal Overload Protection
- Lightweight, Compact and Inexpensive

SELECTION CHART

SIZE*	MATERIAL	END CONNECTION	SEALS	VALVE PRESSURE RATING
1/2" – 2" (DN15 – DN50)	PVC or CPVC	Socket and Threaded	FPM or EPDM	250 PSI @ 70°F 17 Bar @ 21°C Non-Shock

* PVC and CPVC socket ends available to ISO 727-1 and threaded ends to BS21.

ECP Series Automated True Union Ball Valves

1/2" TO 6" PVC AND CPVC



VALVE FEATURES

- PVC and CPVC
- FPM or EPDM Seals
- PTFE Seats
- Full Port Design
- Fully Serviceable
- Double O-Ring Stem Seals

ACTUATOR FEATURES

- Ideal for Corrosive Atmosphere and Environments
- Corrosion-Resistant GFPP Housing
- LED Status Light
- Anti-Condensation Heater
- Manual Override
- Position Indicator
- 4 SPDT Micro Limit Switches
- Stainless Steel Fasteners 303 SS
- 100% Factory Tested
- CE Mark

SELECTION CHART

SIZE*	MATERIAL	END CONNECTION	SEALS	VALVE PRESSURE RATING
1/2" – 6" (DN15 – DN50)	PVC or CPVC	Socket and Threaded	FPM or EPDM	250 PSI @ 70°F 17 Bar @ 21°C Non-Shock

* PVC and CPVC socket ends available to ISO 727-1 and threaded ends to BS21.

PM Series Automated True Union Ball Valves

1/2" TO 2" PVC AND CPVC



VALVE FEATURES

- PVC and CPVC
- FPM or EPDM Seals
- PTFE Seats
- Full Port Design
- Fully Serviceable
- Double O-Ring Stem Seals

ACTUATOR FEATURES

- Corrosion-Resistant Thermoplastic Housing
- Permanently Lubricated Gear Train
- Two-Piston Rack and Pinion Design
- Namur-Style Mounting
- Position Indicator
- Lightweight
- Air-to-Air (Double Acting) or Spring Return

SELECTION CHART

SIZE*	MATERIAL	END CONNECTION	SEALS	VALVE PRESSURE RATING
1/2" – 2" (DN15 – DN50)	PVC or CPVC	Socket and Threaded	FPM or EPDM	250 PSI @ 70°F 17 Bar @ 21°C Non-Shock

* PVC and CPVC socket ends available to ISO 727-1 and threaded ends to BS21.

PMD/PMS Series Pneumatic Actuators

FOR BALL VALVES UP TO 4"



KEY FEATURES

- Corrosion-Resistant Thermoplastic Housing
- Permanently Lubricated Gear Train
- Two-Piston Rack and Pinion Design
- Namur-Style Mounting
- Position Indicator
- Lightweight
- ISO 5211 Mounting Base

OPTIONS

- PMD Double Acting Air-to-Open and Close
- PMS Air-to-Spring Fail-Safe Operation
- Solenoid Valves with Optional Voltages
- Auxiliary Limit Switch
- Cycle Speed Controls

SPECIFICATIONS

HOUSING: Polyamide
OUTPUT SHAFT: Stainless Steel
MINIMUM AIR PRESSURE: 80 PSI
MAXIMUM AIR PRESSURE: 120 PSI
SEALS: Nitrile
CYCLE TIME: Half Second, Typical
AIR PORT CONNECTIONS: 1/4" NPT

GFPP PMD4/PMS4 Series Pneumatic Actuators

FOR BALL AND BUTTERFLY VALVES UP TO 4"

KEY FEATURES

- Ideal for Corrosive Atmosphere and Environments
- Available in Double Acting and Spring Return Designs (Butterfly Valves up to 3")
- Corrosion-Resistant GFPP Housing
- Anodized Aluminum Two-Piston Rack and Stainless Steel Pinion
- Position Indicator
- Permanent Lubrication
- Lightweight – Easy for Installation
- Namur-Style Solenoid Mounting
- ISO 5211 Mounting Base
- Stainless Steel Fasteners
- Alternative Operating Media for 40 PSI to 120 PSI
- All Units are Marked for Traceability
- 100% Factory Tested

OPTIONS

- PMD4 Double Acting Air-to-Open and Close
- PMS4 Air-to-Spring Fail-Safe Operation
- Solenoid Valves with Optional Voltages
- Auxiliary Limit Switch
- Cycle Speed Controls



SPECIFICATIONS

HOUSING: GFPP per ASTM D4101 Cell Class 85580
OUTPUT SHAFT: 303 Stainless Steel per ASTM A314
SEALS: Nitrile
MINIMUM AIR PRESSURE: 80 PSI
MAXIMUM AIR PRESSURE: 120 PSI
CYCLE TIME: Half Second, Typical
AIR PORT CONNECTIONS: 1/4" NPT
NAMUR MOUNTING: VDI/VDE 3845
OPERATING TEMPERATURE RANGE: -4°F to 176°F

PCD/PCS Series Pneumatic Actuators

FOR BALL AND BUTTERFLY VALVES UP TO 24"



KEY FEATURES

- For All Sizes of Ball and Butterfly Valves
- Four-Piston Rack and Pinion Design
- Compact, Lightweight
- Position Indicator
- Namur-Style Solenoid Mounting
- Adjustable Travel Stops
- ISO 5211 Mounting Base

OPTIONS

- PCD Double Acting Air-to-Open and Close
- PCS Spring Return Fail-Safe Operation
- Solenoid Valves with Optional Voltages
- Positioners
- Auxiliary Limit Switches
- Cycle Speed Controls

SPECIFICATIONS

HOUSING:	Epoxy-Coated Aluminum
OUTPUT SHAFT:	Plated Steel
MINIMUM AIR PRESSURE:	80 PSI
MAXIMUM AIR PRESSURE:	120 PSI
CYCLE TIME:	Less Than One Second, Typical
AIR PORT CONNECTIONS:	1/4" NPT

EAU1 Series Electric Actuators

FOR BALL VALVES UP TO 2"

KEY FEATURES

- UL/CSA Listed Motor
- Thermoplastic NEMA 4/4X Enclosure
- 2.5 Second, 90° Cycle Time
- Permanently Lubricated Gear Train
- Actuator Brake
- 90 or 180° Operation
- Unidirectional, Not Reversing
- Terminal Block Connections
- Standard 120 VAC
- End of Travel Dry Contact Limit Switch
- Thermal Overload Protection
- Lightweight, Compact and Inexpensive
- ISO 5211 Mounting Base

OPTIONS

- Voltage Options of 12, 24 or 220 VAC and 12 or 24 VDC

SPECIFICATIONS

HOUSING:	GFPP
OPERATION:	Unidirectional
CONDUIT SIZE:	1/2"
DUTY CYCLE:	25%
CYCLE TIMES:	2-1/2 Seconds, 90° Rotation; 5 Seconds, 180° Rotation
ENCLOSURE:	NEMA 4/4X
VOLTAGE:	120 VAC
THERMAL OVERLOAD PROTECTION MECHANICAL BRAKE MOTOR:	UL Listed
AUXILIARY LIMIT SWITCHES:	One



ECP Series Glass Filled Polypropylene Electric Actuators

FOR BALL VALVES 1/2" - 6"
AND BUTTERFLY VALVES 2" - 6"

KEY FEATURES

- Ideal for Corrosive Atmosphere and Environments
- Corrosion-Resistant GFPP Housing
- LED Status Light
- Anti-Condensation Heater
- Manual Override
- Position Indicator
- 4 SPDT Micro Limit Switches
- Lightweight - Easy for Installation
- Namur-Style Solenoid Mounting
- ISO 5211 Mounting Base
- Stainless Steel Fasteners 303 SS
- 100% Factory Tested
- CE Mark

OPTIONS

- Digital Positioner 0-20mA, 4-20mA or 0-10V

SPECIFICATIONS

HOUSING:	GFPP (Glass Filled Polypropylene) per ASTM D4101 Cell Class 85580
OPERATION:	1/4 Turn
DUTY RATING:	75%
ENCLOSURE:	NEMA 4/4X
PROTECTION:	IP-67
VOLTAGE:	Single Phase 120/230V and 12/24V
OUTPUT SHAFT:	303 Stainless Steel per ASTM A314



HZSN1 Series On/Off/Proportional Electric Actuators

FOR BALL VALVES UP TO 6"

KEY FEATURES

- Equipped with Two (2) Volt-Free Form A Auxiliary Switches Rated at up to 1A 250VAC (on/off models only)
- Proportional Models have 4-20mA or 2-10vdc Feedback Output Standard
- ISO5211 Compliant with an 11mm Double Square Female Drive
- Furnished with a 39" (1m) Cable to Facilitate Field Connections Outside the Compact Enclosure
- Low Profile Visual Position Indicator and Three Flush Mounted LEDs Allow At-A-Glance Position Indication
- Manual Override Lever and 8mm Access Shaft at the Bottom of the Actuator Housing
- NEMA 4X/IP67 Compliant
- PG6 EMT Entry Port with Sealed Cable Gland

OPTIONS

- Power Supply Flexibility – 24 VAC / VDC, 120 VAC and 230 VAC

SPECIFICATIONS

OPERATION:	Reversing
FIELD CONNECTION:	1M flying lead pre-wired though PG6 Polyamide gland
DUTY CYCLE:	75% on/off & proportional models, all voltages
CYCLE TIME:	11-13 seconds 90° @ rated torque
ENCLOSURE:	NEMA 4X / IP67 Aluminum Alloy, w/ Electrostatic coating
VOLTAGES:	24vac/vdc, 120vac, 230vac
CONTROL:	On/off & 4-20mA / 2-10vdc in/out
THERMAL OVERLOAD PROTECTION:	Current limited, BDC motor
MECHANICAL OVERRIDE:	Declutchable lockout lever with socket drive
VISUAL INDICATORS:	Low profile visual position, power and end of travel status LED's



RV Series Pressure Relief Valves

1/2" TO 2" PVC AND CPVC



KEY FEATURES

- PVC and CPVC
- Hand Adjustable, No Tools Needed
- Integrally Molded Threaded Gauge Port
- Pressure Relief from 5 PSI to 75 PSI

OPTIONS

- 0 to 30 PSI Gauge
- 0 to 60 PSI Gauge
- 0 to 160 PSI Gauge
- Gauge Guards
- 2 to 20 PSI for 1-1/2" to 2" with Low Pressure Spring
- Flanged Ends

SELECTION CHART

SIZE*	MATERIAL	END CONNECTION	SEALS	PRESSURE RATING
1/2" – 2" (DN15 – DN50)	PVC or CPVC	Threaded or Flanged	FPM or EPDM	150 PSI @ 70°F 10 Bar @ 21°C Non-Shock

* Available with threaded ends to BS21.

PR Series Pressure Regulator Valves

1/4" TO 1-1/2" PVC AND CPVC



KEY FEATURES

- PVC and CPVC
- Hand Adjustable, No Tools Needed
- Integrally Molded Threaded Gauge Port
- Regulates from 5 to 75 PSI
- Prevents Downstream Pressure from Exceeding the Set Pressure

OPTIONS

- 0 to 30 PSI Gauge
- 0 to 60 PSI Gauge
- 0 to 160 PSI Gauge
- Gauge Guards
- Flanged Ends

SELECTION CHART

SIZE*	MATERIAL	END CONNECTION	SEALS	PRESSURE SETTING	PRESSURE RATING
1/4" – 1-1/2" (DN8 – DN40)	PVC or CPVC	Threaded or Flanged	FPM	5 to 75 PSI	150 PSI @ 70°F 10 Bar @ 21°C Non-Shock

* Available with threaded ends to BS21.

PBV Series Back Pressure Valves

1/2" TO 4"



KEY FEATURES

- PVC, CPVC, PP or PVDF Body, and Noryl™ Molded Dome
- PTFE/EPDM Diaphragm
- Spring: 10 – 150 psi (Spring pre-set: 50 psi)
- 304 Stainless Steel Bolting
- FNPT Threads
- Anti-Siphon Function
- Adjustment Screw with Slot
- PVC, CPVC and PVDF rated to 250 psi @ 70°F/17.2. Bar at 21°C, PP rated to 150 psi @ 70°F/10 Bar at 21°C

OPTIONS

- ANSI or DIN/EN Threaded, Socket, True Union Socket or Flanged End Connections
- 0 - 50 psi and 10 - 250 psi Springs
- PTFE/FPM Diaphragm

SELECTION CHART

SIZE	MATERIAL	END CONNECTION	DIAPHRAGM	PRESSURE RATING
1/2" - 2" (DN15 - DN50)	PVC, CPVC, PP, PVDF	FNPT, Socket, Flange*, TU Socket	PTFE/EPDM	10-150 psi, 0-50, 10-250
3" - 4" (DN80 - DN100)		Flange		

RPV Series Pressure Relief Valves

1/2" TO 4"



KEY FEATURES

- PVC, CPVC, PP or PVDF Body, and Noryl™ Molded Dome
- PTFE/EPDM Diaphragm
- Spring: 10 – 150 psi (Spring pre-set: 50 psi)
- 304 Stainless Steel Bolting
- FNPT Threads
- Adjustment Screw with Slot
- PVC, CPVC and PVDF rated to 250 psi @ 70°F/17.2. Bar at 21°C, PP rated to 150 psi @ 70°F/10 Bar at 21°C

OPTIONS

- 2-port/90o
- ANSI or DIN/EN Threaded, Socket, True Union Socket or Flanged End Connections
- 0 - 50 psi and 10 - 250 psi Springs
- PTFE/FPM Diaphragm

SELECTION CHART

SIZE	MATERIAL	END CONNECTION	DIAPHRAGM	PRESSURE RATING
1/2" - 4" (DN15 - DN50)	PVC, CPVC, PP, PVDF	FNPT, Socket, Flange, TU Socket	PTFE/EPDM, PTFE/FPM	10-150 psi, 0-50, 10-250
3" - 4" (DN80 - DN100)		Flange		

CCS Series Calibration Cylinders/Columns

100 - 20000ML



KEY FEATURES

- NPT connections
- High Contrast Graduation Markings
- Direct GPH and mL readout
- Clear Easy-View Tube
- Sealed Top with Overflow Connection (Vent)
- Pressure rated to 15 psi @ 70°F/1.03 Bar at 21°C

OPTIONS

- Dust Cover or EZ Clean (glass cylinder only)
- BSPT, Socket, Flange, Flange with Ball Valve or True Union End Connections

SELECTION CHART

SIZE	MATERIAL	END CONNECTION	PRESSURE RATING
100 - 20000ml	PVC, Borosilicate glass	1/2-1" FNPT	15 psig

IV Series Injection Valves/IQ Series Injection Quills

VALVE AND QUILL SIZES 1/2" TO 1"



KEY FEATURES

- Built-In Ball Check Valve with Hastelloy C Spring, with the IV Check being Rebuildable
- Threaded MNPT End Connections
- FPM O-Ring Seals
- 45° Bevel on Quill Tip
- Pressure Rated to 150 psi @ 70°F

OPTIONS

- Flat Tip
- BSPT or Socket End Connections
- EPDM O-Ring Seals

SELECTION CHART

SIZE	MATERIAL	END CONNECTION	DIAPHRAGM	PRESSURE RATING
1/2" - 1" (DN15 - DN20)	PVC, CPVC, PVDF	BSPT or Socket	FPM or EPDM	150 PSI @ 70°F 10 Bar @ 21°C Non-Shock

CS Series Corporation Stops

SIZES 1/2" TO 1"



KEY FEATURES

- True Union Thermoplastic Ball Valve with PTFE Seats
- All Thermoplastic Injection Quill with Beveled Tip
- 316SS Locking Chain and Hardware
- Variable and Customer Injector Lengths
- Standard MNPT and Threaded True Union End Connections
- Pressure Rated to 150 psi @ 70°F/10 Bar at 21°C

OPTIONS

- Flat Tip
- Socket True Union, Metric Socket or BSPT Threaded End Connections
- EPDM O-Ring Seals
- Optional Ball Check Valve with FPM O-rings

SELECTION CHART

SIZE	MATERIAL	END CONNECTION	DIAPHRAGM	PRESSURE RATING
1/2" - 1" (DN15 - DN20)	PVC or CPVC	Socket True Union, Metric Socket or BSPT Threaded	FPM or EPDM	150 PSI @ 70°F 10 Bar @ 21°C Non-Shock

AV Series Angle Globe Valves

1/4" TO 2" PVC, 1/4" TO 1" CPVC



KEY FEATURES

- PVC & CPVC
- Space Saving 90° Body
- Panel Mount Lugs on 1/4" Size
- Fine Pitch Stem Threads for Precision Adjustment
- Reliable Globe Valve Design
- Perfect for Throttling and Changing Flow Direction

SELECTION CHART

SIZE*	MATERIAL	END CONNECTION	SEALS	PRESSURE RATING
1/4" – 2" (DN8 – DN50)	PVC	Threaded or Flanged	FPM	150 PSI @ 70°F 10 Bar @ 21°C Non-Shock
1/4" – 1" (DN8 – DN25)	CPVC			

* Available with threaded ends to BS21.

NVA Series Needle Valves

1/4" TO 1/2" PVC, CPVC, GFPP AND PVDF



KEY FEATURES

- Available in PVC, CPVC, GFPP and PVDF
- Integrated Stem/PTFE Seat Design
- Flanges for Panel Mounting
- NPT Threaded Ends
- Accurate Flow Control
- Fine Pitch Stem Threads for Precise Adjustment
- Adjust Flow Rates Down to Drops per Minute
- Ideal for Metering Flow
- Patented: U.S. Patent No. 9,506,569

SELECTION CHART

SIZE	MATERIAL	END CONNECTION	SEALS	PRESSURE RATING
1/4" – 1/2" (DN8 – DN15)	PVC, CPVC, GFPP or PVDF	Threaded	FPM	150 PSI @ 70°F 10 Bar @ 21°C Non-Shock

LC Series Universal Stopcock™

1/4" PVC



Certified to
NSF/ANSI 61 & 372

KEY FEATURES

- PVC
- Six End Connections in One Package
- EPDM Seat and Seals
- Hex Wrench Included for End Connection Installation
- NSF/ANSI 61 Listed

SELECTION CHART

SIZE	MATERIAL	END CONNECTION	SEALS	PRESSURE RATING
1/4" (DN8)	PVC	FPT x FPT FPT x MPT FPT x Hose MPT x MPT MPT x Hose Hose x Hose	EPDM	150 PSI @ 70°F 10 Bar @ 21°C Non-Shock

FPT = female pipe thread, MPT = male pipe thread

YS Series Y-Strainers

1/2" – 2" PVC, CPVC* AND CLEAR PVC,
2-1/2" – 4" PVC AND CPVC,
1/2", 3/4" AND 1" PVDF



KEY FEATURES

- PVC, CPVC, Clear PVC and PVDF
- PVDF 1-pc Construction
- Threaded, Socket or True Union Connection
- Horizontal or Vertical Installation
- FPM O-Ring Seals
- 2:1 Open Area Ratio
- Hex Cap for Easy Access to Screen
- Standard Screen Has 1/32" Perforation**

OPTIONS

- Stainless Steel Perf or Mesh Strainer Screens Available in Various Sizes

SELECTION CHART

SIZE*	MATERIAL	END CONNECTION	SEALS	PRESSURE RATING
1/2" – 1" (DN15 – DN25)	PVC, CPVC or Clear PVC	Socket, Threaded or True Union	FPM and EPDM	150 PSI @ 70°F 10 Bar @ 21°C Non-Shock
1-1/4" (DN32)	PVC and Clear PVC			
1-1/2" (DN40)	PVC, CPVC or Clear PVC	Socket, Threaded, Flanged or True Union		
2" (DN50)				
2-1/2" – 4" (DN65 – DN100)	PVC and CPVC	Socket Fusion or Threaded	FPM	
1/2" – 1" (DN15 – DN25)	PVDF			

* PVC and CPVC socket ends available to ISO 727-1 and threaded ends to BS21.
Flanged ends available in DIN/EN PN10.
** Standard Screen PVDF has 3/32" Perforation

SB Series Simplex Basket Strainers

1/2" TO 4" PVC, CPVC, GFPP BLACK,
GFPP PLATINUM AND EASTAR®



NSF

Certified to NSF/ANSI 61 & 372 PVC and CPVC

KEY FEATURES

- PVC, CPVC, GFPP and Eastar®
- Ergonomic Hand Removable Cover
- In-Line or Loop Connections
- External Cover Threads
- Integral Flat Mounting Bases
- PVC or CPVC Baskets Standard

OPTIONS

- Stainless Steel, Monel®, Hastelloy® and Titanium Strainer Baskets
- Pressure Differential Gauge and Switch
- Baskets Available with Perforated or Mesh Liners

SELECTION CHART

SIZE*	MATERIAL	END CONNECTION	SEALS	PRESSURE RATING
1/2" – 4" (DN15 – DN100)	PVC or CPVC	Socket, Threaded or Flanged	FPM or EPDM	150 PSI @ 70°F 10 Bar @ 21°C Non-Shock
	Eastar®*			100 PSI @ 70°F 7 Bar @ 21°C Non-Shock
	GFPP	Socket Fusion, Threaded or Flanged		150 PSI @ 70°F 10 Bar @ 21°C Non-Shock

PVC and CPVC socket ends available to ISO 727-1 and threaded ends to BS21.
Flanged ends available in DIN/EN PN10.

SB Series Simplex Basket Strainers

6" TO 8" PVC AND CPVC



NSF

Certified to NSF/ANSI 61 & 372 PVC and CPVC

KEY FEATURES

- PVC and CPVC
- Ergonomic Hand Removable Cover
- In-Line or Loop Connections
- External Cover Threads
- Integral Flat Mounting Bases
- PVC or CPVC Baskets Standard

OPTIONS

- Stainless Steel, Monel®, Hastelloy® and Titanium Strainer Baskets
- Pressure Differential Gauge and Switch
- Baskets Available with Perforated or Mesh Liners

SELECTION CHART

SIZE*	MATERIAL	END CONNECTION	SEALS	PRESSURE RATING
6" – 8" (DN150 – DN200)	PVC or CPVC	Flanged	FPM or EPDM	150 PSI @ 70°F 10 Bar @ 21°C Non-Shock

Flanged ends available in DIN/EN PN10.

DB Series Duplex Basket Strainers

1/2" TO 4" PVC, CPVC AND EASTAR®

KEY FEATURES

- PVC, CPVC and Eastar®
- Ergonomic Hand Removable Cover
- Uninterrupted Flow
- No System Shutdown for Basket Cleaning
- In-Line or Loop Piping
- Integral Flat Mounting Bases
- External Cover Threads
- Hand Removable Vents on Covers
- Hand Removable Drains on Bodies
- Liquid Displacing Covers

OPTIONS

- Stainless Steel, Monel®, Hastelloy® and Titanium Strainer Baskets
- Pressure Differential Gauge and Switch
- Pneumatic and Electric Valve Actuation

Brisbane, Australia
www.monarchindustrial.com.au
www.monarchasiapacific.com.au



SELECTION CHART

SIZE**	MATERIAL	END CONNECTION	SEALS	PRESSURE RATING
1/2" – 4" (DN15 – DN100)	PVC or CPVC	Socket, Threaded or Flanged	FPM or EPDM	150 PSI @ 70°F 10 Bar @ 21°C Non-Shock
	Eastar®*			100 PSI @ 70°F 7 Bar @ 21°C Non-Shock

* End Connections and assembly nuts are PVC

** PVC and CPVC socket ends available to ISO 727-1 and threaded ends to BS21. Flanged ends available in DIN/EN PN10.

DB Series Duplex Basket Strainers

6" TO 8" PVC AND CPVC

KEY FEATURES

- PVC and CPVC
- Ergonomic Hand Removable Cover
- Uninterrupted Flow
- No System Shutdown for Basket Cleaning
- In-Line or Loop Piping
- Integral Flat Mounting Bases
- External Cover Threads
- Hand Removable Vents on Covers
- Hand Removable Drains on Bodies
- Liquid Displacing Covers

OPTIONS

- Stainless Steel, Monel®, Hastelloy® and Titanium Strainer Baskets
- Pressure Differential Gauge and Switch
- Pneumatic and Electric Valve Actuation



SELECTION CHART

SIZE*	MATERIAL	END CONNECTION	SEALS	PRESSURE RATING
6" – 8" (DN150 – DN200)	PVC or CPVC	Flanged	FPM or EPDM	150 PSI @ 70°F 10 Bar @ 21°C Non-Shock

* Flanged ends available in DIN/EN PN10.

FLV/CFLV Series Simplex Bag and Cartridge Filters

SINGLE AND DOUBLE LENGTH

KEY FEATURES

- Platinum GFPP Material
- One-Piece Injection Molded Construction
- Hand Removable Ergonomic Cover with Liquid Displacing Dome
- Vent Valve on Cover
- In-Line or Loop Configuration
- Drain Port at Bottom
- Integral Mounting Base
- Patented: U.S. Patent No. 9,630,127

OPTIONS

- Vent Gauge with Gauge Guard
- Pressure Differential Gauge and Switch
- EPDM Seals
- Cartridge Adapters - CFLV only

SELECTION CHART

SIZE*	MATERIAL	END CONNECTIONS	PIPING SIZES	SEALS	FLOW RATE	PRESSURE RATING
Single Length 7" x 16"	GFPP	GFPP (Threaded and Flanged), PVC/CPVC (Socket and PP Socket Fusion)	1-1/4" – 2" (DN32 – DN50)	FPM or EPDM	100 GPM	150 PSI @ 70°F 10 Bar @ 21°C Non-Shock
Double Length 7" x 32"			2-1/2" – 4" (DN65 – DN100)		150 GPM	

* PVC and CPVC socket ends available to ISO 727-1 and threaded ends to BS21.
PP socket fusion ends per ASTM F2389 and threaded ends per BS21.
Flanged ends available in DIN/EN PN10.



FLV/CFLV Series Duplex Bag and Cartridge Filters

SINGLE AND DOUBLE LENGTH

KEY FEATURES

- Platinum GFPP Material
- One-Piece Injection Molded Construction
- Hand Removable, Ergonomic Cover with Liquid Displacing Dome
- Vent Valve Included on Cover
- True Union Socket, Threaded or Flanged End Connections
- In-Line or Loop Flow Configurations
- Drain Port at Bottom
- Integral Mounting Base
- Vent Gauge with Gauge Guard
- Pressure Differential Gauge and Switch
- EPDM Seals
- Cartridge Adapters - CFLV only
- Triplex and Other Multiple Assemblies Available upon Request
- Pneumatic and Electric Valve Actuation

OPTIONS

SELECTION CHART

SIZE*	MATERIAL	END CONNECTIONS	PIPING SIZES	SEALS	FLOW RATE	PRESSURE RATING
Single Length 7" x 16"	GFPP	CPVC (Socket, Threaded or Flanged)	2" (DN50)	FPM or EPDM	100 GPM	150 PSI @ 70°F 10 Bar @ 21°C Non-Shock
Double Length 7" x 32"			2-1/2" – 4" (DN65 – DN100)		150 GPM	

* PVC and CPVC socket ends available to ISO 727-1 and threaded ends to BS21.
PP socket fusion ends per ASTM F2389 and threaded ends per BS21.
Flanged ends available in DIN/EN PN10.



FLV Series PVC & CPVC Bag Filters

PVC AND CPVC

KEY FEATURES

- True Union End Connections - Socket, Threaded or Flanged
- Hand Removable, Ergonomic Cover with Liquid Displacing Dome
- Vent Valve Included On Cover
- Rated up to 100 GPM
- In-Line or Loop Flow Configurations
- Solid 1-Piece Basket
- Drain Port at Bottom
- Integral Mounting Base

OPTIONS

- Pressure Gauge with Gauge Guard
- Pressure Differential Gauge and Switch
- EPDM Seals
- Duplex Configurations



SELECTION CHART

SIZE	MATERIAL	END CONNECTIONS	PIPING SIZES	SEALS	FLOW RATE	PRESSURE RATING
Single Length 7" x 16"	PVC or CPVC	Socket, Threaded or Flanged	1-1/4" - 2" (DN32 - DN50)	FPM or EPDM	100 GPM	150 PSI @ 70°F 10 Bar @ 21°C Non-Shock
Double Length 7" x 32"			2-1/2" - 4" (DN65 - DN100)			

* PVC and CPVC socket ends available to ISO 727-1 and threaded ends to BS21.
PP socket fusion ends per ASTM F2389 and threaded ends per BS21.

Heavy-Duty Filter Bags

PP NEEDLE FELT, POLYESTER NEEDLE FELT, PP MESH OR NYLON MESH 1 TO 800 MICRON RATINGS



KEY FEATURES

- Thermoplastic Ring Seal
- Thermoplastic Flange Seal
- Heavy Duty Sewn or Welded Construction
- Silicone-Free

OPTIONS

- Custom Filter Bags for Most Applications

SELECTION CHART

SIZE	MATERIAL	CONSTRUCTION	SEAL MATERIAL/TYPE	MICRON RATINGS	TEMPERATURE RATINGS
7" x 16" at 90 GPM or 7" x 32" at 180 GPM	PP Needle Felt	Sewn	PP RING	1, 5, 10, 25, 50, 100, 200	200°F
		Welded	PP FLANGE		
	Polyester Needle Felt	Sewn	PP RING		300°F
		Welded	PP FLANGE		
	PP Mesh	Sewn	PP RING	150, 400, 600, 800	200°F
	Nylon Mesh	Sewn	PP RING		

HCF Series Commercial Sand Filter

KEY FEATURES

- Ideal for Fresh Water Systems
- UV-Protectant Gel Coat Protects Filter From Elements
- Transparent Manway Design Simplifies Operation and Improves Durability
- Commercial-grade PVC and ABS Injection Molded Internals With 360° Slotted Laterals
- Industrial Valve and Pressure Gauge
- Available in 30", 34" and 36" sizes
- Flow Rates up to 143GPM
- NSF/ANSI 50 Listed



Certified to NSF/ANSI 50

SPECIFICATIONS

FILTER TYPE:	High-Rate Sand : No. 2 Silica Sand (0.45 mm - 0.55 mm)
FILTER TANK:	Gel Coated FRP
UNDERDRAIN:	360° Self-Cleaning Slotted Laterals
SUPPORT BASE:	Injection Molded ABS
PERFORMANCE RANGE:	75 to 143 GPM
PORT SIZE:	2" NPT
PRESSURE RATING:	50 PSI @ 70°F Non-Shock
DIMENSIONS:	HCF230 - 31.5" W x 43.5" H (800 mm x 1105 mm)
	HCF234 - 33.85" W x 43.5" H (860 mm x 1105 mm)
	HCF236 - 37.4" W x 43.5" H (950 mm x 1105 mm)

LS Series Aquatic Sand Filter

KEY FEATURES

- Ideal for Sensitive Aquatic Environments or Salt Water Systems
- All Wetted Hardware Manufactured from 316 Stainless Steel
- Corrosion Resistant Thermoplastic Housing and Base
- Durable Flanged Inspection Cover
- Integral Top Diffuser
- Efficient, Multilateral Underdrain Assembly
- Integral Molded Drain Plug

OPTIONS

- LS Aquatic 6-Way Multiport Valve



SPECIFICATIONS

FILTER TYPE:	High-Rate Sand : No. 2 Silica Sand (0.45 mm - 0.55 mm)
FILTER TANK:	Spherical, Molded High Density Polyethylene
UNDERDRAIN:	360° Self-Cleaning Slotted Laterals, Precision Installed in Ball-Joint Assembly
CONTROL VALVE:	LS Aquatic 6-Way Multiport Valve
SUPPORT BASE:	Injection Molded ABS
PERFORMANCE RANGE:	99 to 130 GPM (375 to 492 LPM)
PORT SIZE:	2" NPT
PRESSURE RATING:	50 PSI @ 70°F Non-Shock
DIMENSIONS:	LS311SX - 31" W x 38 5/8" H (787 mm x 981 mm)
	LS360SX - 36" W x 46" H (914 mm x 1168 mm)

Cartridge Filter Adapter Kits Option



KEY FEATURES

- Polypropylene Construction
- For Single or Multiple up to 5 Cartridges
- Accommodates Melt Blown, Spun or Pleated Cartridges
- Adapters for Single Length and Double Length CFLV's
- Adapters are designed to work with DOE and 222 End Connectors (where applicable)
- Simple Install of Adapter and Cartridges
- Access Top Plate Allows for Effortless Removal of Cartridges

Pleated Filter Cartridges

HIGH CAPACITY/EFFICIENCY

KEY FEATURES

- Multiple Micron Ratings for High Efficiency Filtration
- For use with Single (7" diameter) and Multiple (2-1/2" diameter) Cartridge CFLVs (Single and Double Length)
- High Surface Area Design Provides Excellent Flow Rates and Comprehensive Service Life
- Thermally Bonded DOE End-Caps, Core and Filter Media
- Low Pressure Drop
- Multiple Layered Media Construction Guarantees Dependable Performance



A Series LifeStar® Aquatic Pump

1/2, 3/4, 1, 1-1/2, 2, 3, 5 HP



MONARCH
INDUSTRIAL PRODUCTS



Single Phase/Three Phase -
ODP MOTOR

Three Phase -
TEFC MOTOR

KEY FEATURES

- Ideal for Sensitive Aquatic Environments or Salt Water Systems
- All Wetted Hardware Manufactured from 316 Stainless Steel
- Silicon Carbide/Silicon Carbide Shaft Seal Suitable for Fresh and Salt Water Use
- Corrosion Resistant Housing
- Self-Priming Pump
- Suitable for High Volume Pumping
- Clear High Capacity Basket Strainer Lid for Visual Inspection
- Elevated Base Ensures Better Ventilation and Protection from Flooding
- Perforated HDPE Basket

SPECIFICATIONS

PUMP HOUSING:Glass Filled Polypropylene
CONNECTIONS:2" True Union Socket
MOTOR SHAFT:303 SS (Non-Wetted)
SHAFT FACE SEAL:Silicon Carbide/Silicon Carbide
SHAFT SECONDARY SEAL:EPDM
ALL WETTED HARDWARE:316 SS (Impeller Insert, Impeller Screw and 2 Diffuser Screws)
MAIN HOUSING GASKET:EPDM
MOTOR BOLTS:316 SS
HOUSING BOLTS:316 SS
MOTORS:Single Phase/Three Phase - Open Drip Proof (ODP)Three Phase - Totally Enclosed Fan Cooled (TEFC)
HP RATINGS:1/2, 3/4, 1, 1-1/2, 2, 3 and 5 (ODP)
STRAINER BASKET:HDPE , 1/8" Perf

A Series LifeStar® VS Aquatic Pump

2 HP



KEY FEATURES

- Ideal for Sensitive Aquatic Environments or Salt Water Systems
- Multi-Position or Detachable / Wall Mount Digital Control Interface with Password Protection
- All Wetted Hardware Manufactured from 316 Stainless Steel
- Silicon Carbide/Silicon Carbide Shaft Seal Suitable for Fresh and Salt Water Use
- Corrosion Resistant Housing
- Self-Priming Pump
- Suitable For High Volume Pumping
- Clear High Capacity Basket Strainer Lid for Visual Inspection
- Elevated Base Ensures Better Ventilation and Protection from Flooding
- Perforated HDPE Basket

SPECIFICATIONS

PUMP HOUSING:Glass Filled Polypropylene
CONNECTIONS:2" True Union Socket
MOTOR SHAFT:303 SS (Non-Wetted)
SHAFT FACE SEAL:Silicon Carbide/Silicon Carbide
SHAFT SECONDARY SEAL:EPDM
ALL WETTED HARDWARE:316 SS (Impeller Insert, Impeller Screw and 2 Diffuser Screws)
MAIN HOUSING GASKET:EPDM
MOTOR BOLTS:316 SS
HOUSING BOLTS:316 SS
MOTOR:Single Phase - Totally Enclosed Fan Cooled (TEFC)
HP RATING:2
STRAINER BASKET:HDPE , 1/8" Perf
SERVICE FACTOR:1.35
VOLTAGE SUPPLY:230V, 60 Hz

LifeStar® MV Medium Head Aquatic Pump

2, 3, 5 AND 7 HP



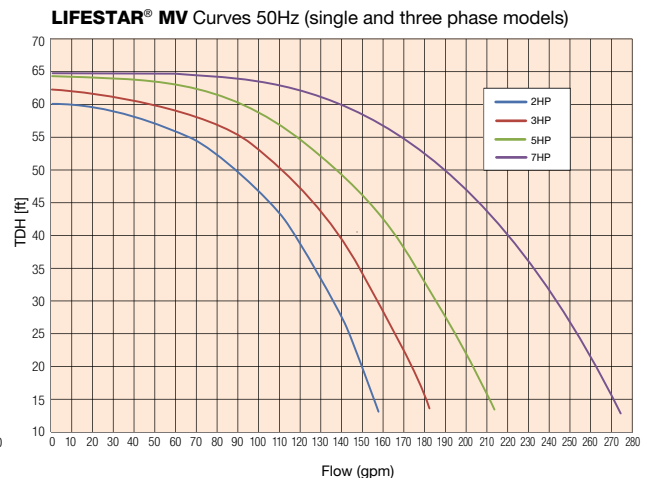
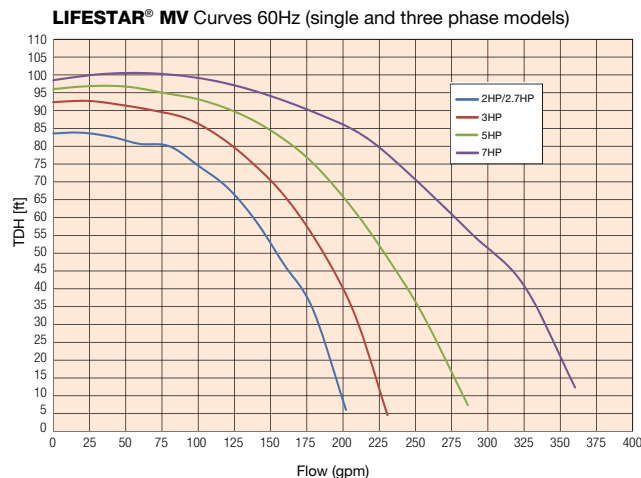
KEY FEATURES

- Ideal for Sensitive Aquatic Environments or Salt Water Systems
- All Wetted Hardware Manufactured from 316 Stainless Steel
- Silicon Carbide/Silicon Carbide Shaft Seal Suitable for Fresh and Salt Water Use
- Corrosion Resistant Housing
- Modular Strainer Basket Design – Can Be Mounted Remotely
- Suitable for High Volume Pumping
- Clear High Capacity Basket Strainer Lid for Visual Inspection
- Elevated Base Ensures Better Ventilation and Protection from Flooding
- Industrial Grade TEFC Motors Standard with 220-240, 190/380-415, 190/380-415, 50Hz and 208-230, 208-230/460, 575, 60Hz Voltage
- Perforated HDPE Basket

SPECIFICATIONS

PUMP HOUSING:Glass Filled Polypropylene
CONNECTIONS:2-1/2" x 3" True Union CPVC Socket Schedule 80
MOTOR SHAFT:303 SS (Non-Wetted)
SHAFT FACE SEAL:Silicon Carbide/Silicon Carbide
SHAFT SECONDARY SEAL:FPM
ALL WETTED HARDWARE:316 SS (Impeller Insert, Impeller Screw and 2 Diffuser Screws)
MAIN HOUSING GASKET:FPM
MOTOR BOLTS:316 SS
HOUSING BOLTS:316 SS
MOTORS:Single and Three Phase - Totally Enclosed Fan Cooled (TEFC)
HP RATINGS:2, 3, 5, 7
STRAINER BASKET:HDPE, 1/8" Perf
VOLTAGE SUPPLY:220-240, 190/380-415, 190/380-415, 50Hz 208-230, 208-230/460, 575, 60Hz

PUMP PERFORMANCE CURVES



T Series Vertical Seal-Less Immersible Pumps

1/3, 1/2, 3/4, 1 AND 1-1/2 HP



KEY FEATURES

- CPVC, GFPP and PVDF
- Single, Non-Coupled Motor Shaft 303 SS
- Proprietary, Patent Pending PTFE Shaft Seal
- Extended Shaft Sleeve
- Solid, Stable One-Piece Shaft
- Seal Point Away from Weep Hole
- Less Vibration
- Runs True

OPTIONS

- Optional Inlet Screen
- In-Tank Filtration
- Impeller Trim Variations
- Explosion-Proof Motors
- Wash-Down Motors
- 575V Motors

SPECIFICATIONS

PUMP:	CPVC, GFPP or PVDF Construction
PIPE CONNECTIONS:	Threaded NPT
MOTOR SHAFT:	303 SS
SHAFT SEAL:	Patented PTFE Shaft Seal, U.S. Patent No. 9,745,993
PERFORMANCE:	Flow rates from 5 to 80 GPM with TDH's up to 45 feet
MOTORS:	Single or Three Phase Motors
MODELS WITH HP RATINGS:	T2 1/3 HP, T4 1/2 HP, T5 3/4 HP, T6 1 HP, T7 1 HP and T8 1-1/2 HP

S Series Vertical Seal-Less Immersible Pumps

1/15, 1/3, 1/2, 3/4, 1, 1-1/2, 3 AND 5 HP



KEY FEATURES

- Heavy Duty Design for Continuous Duty Service
- Seal-Less Design
- No Seals to Leak or Replace
- PTFE Fume Barrier
- FPM Seals
- Optional Inlet Screens

OPTIONS

- Optional Inlet Screen and Extended Shaft
- CPVC Inlet Screens
- Impeller Trim Variations
- Explosion Proof Motors
- Washdown Motors
- 575V Motors
- EPDM Seals
- S-J Type Electrical Cord

SPECIFICATIONS

PUMP:	CPVC (1/15 – 5 HP), Natural PP (1/15 HP), GFPP (1/3 – 1-1/2 HP) and PVDF (1/15 – 1-1/2 HP)
PIPE CONNECTIONS:	Threaded NPT
FUME BARRIER:	PTFE, Protects Motor and Bearings from Corrosion Damage
O-RINGS:	FPM
PERFORMANCE:	Flow Rates from 5 to 130 GPM with TDHs up to 115 Feet
MOTORS:	Single or Three Phase Motors; HP Ratings of 1/15, 1/3, 1/2, 3/4, 1, 1-1/2, 3 and 5HP
MODELS WITH HP RATINGS:	S1 1/15, S2 1/3, S4 1/2, S5 3/4, SS6 3/4, SS7 1, S8 1-1/2, S12 3 and S16 5 HP

D Series Vertical Seal-Less Immersible Pumps

1/8 HP



KEY FEATURES

- CPVC, Natural PP and PVDF
- No Seals to Leak or Replace
- PTFE Fume Barrier
- FPM Seals
- Optional Inlet Screens

OPTIONS

- Inlet Screens
- EPDM O-Ring Seals
- Impeller Trim Variations
- Explosion Proof Motors
- Washdown Motors
- 575V Motors
- S-J Type Electrical Cord

SPECIFICATIONS

PUMP:	CPVC, PP or PVDF Construction
PIPE CONNECTIONS:	Threaded
O-RINGS:	FPM
FLOW RATES:	From 2 to 17 GPM with TDHs up to 18 Feet
MOTORS:	Single-Phase Motor; 1/8 HP; 115/230 VAC, 50/60 Hz

R Series Magnetic Drive Pumps

1/3, 1/2, 3/4, 1, 1-1/2, 2, 3 AND 5 HP



KEY FEATURES

- GFPP and Carbon Reinforced ETFE
- Low Friction Operation
- Easy Maintenance, No Special Tools
- Seal-Less Design

OPTIONS

- Carbon Bushings
- Ceramic Bushings
- EPDM Seals
- 575V Motors
- Washdown Motors

SPECIFICATIONS

PUMP:	GFPP or ETFE Construction
PIPE CONNECTIONS:	Threaded NPT or Flanged ANSI 150#
SHAFT:	Large Diameter, Ceramic with PTFE, Impeller Bushing
PERFORMANCE:	Flow Rates from 5 to 140 GPM with TDHs of up to 141 Feet
MOTORS:	Single or Three Phase Motors; HP Ratings of 1/3, 1/2, 3/4, 1, 1-1/2, 2, 3 or 5 HP; 115/230 VAC or 208-230/460 VAC, 50/60 Hz
MODELS WITH HP RATINGS:	RC03 1/3, RX05 1/2, RX07 3/4, RX10 1, RX15 1-1/2, RX20 2, RX30 3 and RX50 5 HP

C Series Centrifugal Pumps

1/3, 1 AND 1-1/2 HP



KEY FEATURES

- Rugged Design for Demanding Continuous Duty Service
- No Metal in Contact with Process Fluid
- Carbon/Ceramic Seals
- FPM Seals
- Impeller Trim Variations
- PTFE/Ceramic Seals
- PTFE/Carpenter 20 Seals
- EPDM Elastomers
- Waterflushed Seals
- 575V Motors
- Washdown Motors

SPECIFICATIONS

PUMP:	CPVC, GFPP or PVDF Construction
PIPE CONNECTIONS:	Threaded
SHAFT:	Stainless Steel with Non-Metallic Sleeve
SEAL:	John Crane External Type 21 or Equal Carbon/Ceramic Seal Faces with Stainless Steel Hardware and FPM Elastomers
PERFORMANCE:	Flow rates from 5 to 83 GPM with TDH's up to 70 feet
MOTORS:	Single or Three Phase Motors; HP Ratings of 1/3, 1 and 1-1/2; 115/230 VAC or 208-230/460 VAC
MODELS WITH HP RATINGS:	C5 1/3, C7 1 and C8 1-1/2 HP

Brisbane, Australia
www.monarchindustrial.com.au
www.monarchasiapacific.com.au



Z Series Solenoid Diaphragm Metering Pumps

ANALOG INTERFACE

KEY FEATURES

- PVDF Wetted End, PTFE Diaphragm, Ceramic Double Ball Checks
- Multi-Voltage Motor
- Complete Kit Includes PVDF Foot Valve, PVDF Injection Valve and Required Tubing
- NEMA 4X Protection Class (IP 65)
- Three Sizes Available (100, 200 & 500)*
- Built-In Degassing Valve on 100 and 200 Sizes
- Optional Liquid Level Switch and Flow Switch
- Optional Multi-Function Valve for Over-Pressure and Back Pressure Control

*Refer to Page 40 for Specifications



ANALOG MODELS

ZMA	ZPA	ZTA
Constant Dosage	Proportional Dosage	Timed Dosage
Two Frequency Ranges	Analog Input (4-20mA)	Low Level Alarm
Low Level Alarm	Pulse Multiplier/Divider	

Z Series Solenoid Diaphragm Metering Pumps

DIGITAL INTERFACE

KEY FEATURES

- PVDF Wetted End, PTFE Diaphragm, Ceramic Double Ball Checks
- Multi-Voltage Motor
- Complete Kit Includes PVDF Foot Valve, PVDF Injection Valve and Required Tubing
- NEMA 4X Protection Class (IP 65)
- Three Sizes Available (100, 200 & 500)*
- Built-In Degassing Valve on 100 and 200 Sizes
- Intuitive LCD Display Provides Pump and Set-Up Information
- Optional Liquid Level Switch and Flow Switch
- Optional Multi-Function Valve for Over-Pressure and Back Pressure Control

*Refer to Page 40 for Specifications



DIGITAL MODELS

ZPD	ZRD	ZKD
Proportional Dosage	Built-in pH/ORP Controller	Timed Dosage
Analog Input	pH/ORP Electrode Connection	Programmable Timed Relay
Pulse Input	Analog Output of Readings	

HLS Series

ADVANCED SUBMERSIBLE PRESSURE LEVEL TRANSMITTER

KEY FEATURES

- Unaffected by Surface Foaming, Waves or Headspace Vapors
- All CPVC Housing
- Al₂O₃ (Alumina) Diaphragm
- Triple Sealed Cable Entry into Body
- Available with FPM or EPDM Seals
- Available with 0-15 ft or 0-33 ft of Level Range
- 30 and 50 ft FEP Coated Cable Standard (Lengths to 1000 Feet Available)
- 10-35 VDC Powered
- Direct Analog 4-20mA Output Signal
- 0.25% Accuracy Full Scale
- Laser Etched Sensor Details on Body
- Full Range of Accessories Available



SPECIFICATIONS

DIMENSIONS L x DIA.:	5.8" Long x 1.25" Dia. (14.7 cm Long x 3.1 cm Dia.)
RANGE:	0-15 ft (6.5 psi) and 0-33 ft (14.3 psi) of Water Column
STANDARD CABLE LENGTH:	30 ft with the 0-15 ft Level Sensor; 50 ft with the 0-33 ft Level Sensor
CABLE:	Vented, 4 Conductor, FEP Cover
TEMPERATURE:	30°F (Non-Freezing) to 140°F
TEMPERATURE EFFECTS:	+/- 1.5% TEB (Total Error Band = Linearity+Hysteresis+Repeatability +Zero and Span Settings+Temperature Effects)
POWER REQUIREMENT:	10-35 VDC
OUTPUT SIGNAL:	4-20 mA, Scaled for Full Sensor Range
BODY:	CPVC per ASTM D1784, Cell Classification 23447

HLST Series

INDICATING LEVEL TRANSMITTER



KEY FEATURES

- Highly Accurate and Remote Level Indication
- Level Reading in Feet, Inches & Meters
- 1/4 DIN cutout, IP65 Protection (front)
- PT100/1000 Temperature input on 2nd Channel
- Dual Analog Outputs
- Dual Programmable 5A Relays
- Dual Programmable Open Collectors
- Configurable, Large LCD Display
- Simple, Intuitive Set-Up
- Removable Terminals for Easy Wiring

SPECIFICATIONS

ACCURACY:	±0.2%
INPUT 1:	-4-20mA, two or three wire, powered
INPUT 2:	PT100/PT1000 RTD
RELAYS:	Two x 5A, 250V, Programmable
OPEN COLLECTORS:	Two, Programmable
DISPLAY:	128 x 128 Pixel LDC
POWER:	100-240 VAC/50-60 Hz...12-32 VDC Available upon Request
DIMENSIONS:	92 x 92 x 57.3 mm
WEIGHT:	0.9 lbs/0.4 kg
OPERATING TEMPERATURE:	4° to 122°F (-10° to 50°C)
PROTECTION:	Face IP65/NEMA 4X

HMC Series

INDICATING TRANSMITTER



KEY FEATURES

- Highly Accurate and Remote Level Indication
- Level Reading in Feet, Inches & Meters
- 1/4 DIN cutout, IP65 Protection (front)
- PT100/1000 Temperature input on 2nd Channel
- Dual Analog Outputs
- Dual Programmable 5A Relays
- Dual Programmable Open Collectors
- Configurable, Large LCD Display
- Simple, Intuitive Set-Up
- Removable Terminals for Easy Wiring

SPECIFICATIONS

ACCURACY:	±0.2%
INPUT 1:	-4-20mA, two or three wire, powered
INPUT 2:	PT100/PT1000 RTD, automatic detection
RELAYS:	Two x 5A, 250V, Programmable
OPEN COLLECTORS:	Two, Programmable
DISPLAY:	128 x 128 Pixel LDC
POWER:	100-240 VAC/50-60 Hz...12-32 VDC Available upon Request
DIMENSIONS:	92 x 92 x 57.3 mm
WEIGHT:	0.9 lbs/0.4 kg
OPERATING TEMPERATURE:	4° to 122°F (-10° to 50°C)
PROTECTION:	Face IP65/NEMA 4X

GA Series Pressure Gauge & Isolator

ALL THERMOPLASTIC PRESSURE GAUGE AND ISOLATOR

KEY FEATURES

- Ideal for corrosive environments and applications
- One-piece Molded Design (No Assembly)
- Heavy Duty Construction
- Completely Corrosion Resistant
- Extra Large Colored Display
- Factory Pre-filled Glycerin / Vacuum Sealed
- No Filling Required
- Suitable for Corrosive Media + Slurries
- Simple Installation
- Calibration Certified
- Self-flushing Gauge Guard Design



PP VERSION

SPECIFICATIONS

DIAL DIAMETER:Large 2-1/2" (Big Numbers-Clear Markers)	GAUGE:Red, Yellow, Green Moveable Plastic Markers Pressure Range Pointers Fitted on the Bezel
MOUNTING:Direct Mount, Bottom Connection FNPT 1/2"	CONNECTION:1/2" FNPT
HOUSING:PVDF or Polypropylene with PTFE or FPM Diaphragm	FILLING:Options: Glycerin or Silicone Filled
LENS:Safety Glass	ACCURACY:±1.5% F.S.
DIAL:Red/Black Scale White Background, dial arc 270°	OPERATING TEMPERATURE:Max. Working Temp. PVDF-195°F, PP-170°F
MEASURING PRINCIPLE:Bourdon Tube-316 SS (Non Wetted) Diaphragm (Wetted Part) – FPM (Standard)	PRESSURE RANGE:Standard Range 0-60 / 0-100 / 0-160 psi
MOVEMENT:316 SS (Non Wetted)	

GDS Series

DOUBLE SIDED PRESSURE GAUGE AND ISOLATOR

KEY FEATURES

- All Thermoplastic *Double Sided* Gauge
- Heavy Duty Rugged Design
- Corrosion Resistant PP or PVDF Bodies
- Ideal for Visual Pressure Alert for Change-out or Bag Replacement
- Extra Large Colored Display
- High Accuracy of 1.5%
- Factory Pre-filled Glycerin / Vacuum
- No Filling Required
- One-piece Molded Design (No Assembly)
- Suitable for Corrosive Media + Slurries
- Self-flushing Gauge Guard Design



PVDF VERSION

SPECIFICATIONS

DIAL DIAMETER:Large 2-1/2" (Big Numbers-Clear Markers)	GAUGE:3 Adjustable Plastic Markers-Pressure Range Pointers fitted on the Bezel (Green, Yellow, Red)
MOUNTING:Direct Mount, Bottom Connection FNPT 1/2"	FILLING:Glycerin Filled
HOUSING:PVDF or Polypropylene with PTFE or FPM Diaphragm - One-piece Molded Design (No Assembly or Filling Required)	ACCURACY:±1.5% F.S.
LENS:Safety Glass	OPERATING TEMPERATURE:Max. Working Temp. PVDF-195°F / 90°C, PP 170°F, PVDF 195°F
DIAL:Red/Black Scale White Background, dial arc 270°	TEMPERATURE:Standard Range 0-60 / 0-100 / 0-160 psi (Second Scale: Bar)
MEASURING PRINCIPLE:Bourdon Tube-316 SS (Non Wetted) Diaphragm (Wetted Part) – FPM (Standard)	PRESSURE RANGE:Standard Range 0-60 / 0-100 / 0-160 psi (Second Scale: Bar) Other units available, e.g., MPa, etc.
MOVEMENT:316 SS (Non Wetted)	

GG Series Gauge Guards

1/4" x 1/4" PVC, CPVC AND PP AND 1/4" x 1/2" PVC, CPVC AND PVDF



KEY FEATURES

- PVC, CPVC, PP and PVDF
- Threaded NPT Connections
- FPM Membrane
- All Thermoplastic, No Rust or Corrosion
- No Metal Fasteners
- Rugged, Low Profile, Compact Design
- Work in Any Position
- Large Volume Gauge Guard Available

OPTIONS

- 0 to 30 PSI Gauge
- 0 to 60 PSI Gauge
- 0 to 160 PSI Gauge
- 0 to 160 PSI SS Liquid Filled Gauge and Liquid Damped

SELECTION CHART

SIZE	MATERIAL	END CONNECTION	SEALS	PRESSURE RATING
1/4" x 1/4" (DN8 - DN8)	PVC, CPVC or PP	Threaded	FPM	150 PSI @ 70°F 10 Bar @ 21°C Non-Shock
1/4" x 1/2" (DN8 - DN15)	PVC, CPVC or PVDF			

GLD Series LED Pressure Gauge & Isolator

ALL THERMOPLASTIC PRESSURE INDICATOR WITH INTEGRAL ISOLATOR

KEY FEATURES

- All Thermoplastic Construction (Gauge + Isolator)
- Heavy Duty One-piece Molded Design (No Assembly Required)
- No Filling Required
- Corrosion Resistant
- Designed to Act as Visual Pressure Alert for Bag/Filter Change-Out
- Extra Large LED Display
- No Programming Required (LCD Version)
- PTFE Diaphragm Standard
- High Accuracy $\pm 1.0\%$
- Suitable for Corrosive Media & Slurries
- 15 ft of Cable for LED Model
- Simple Installation
- Self-flushing Gauge Guard Design



PP VERSION

SPECIFICATIONS

DIAL DIAMETER:2-1/2"	OPERATING TEMPERATURE:Max. Working Temp. PVDF-195°F / 90°C, PP-170°F / 76°C
MOUNTING:Direct Mount, Bottom Connection 1/2" FNPT	PRESSURE RANGE:0-290 psi (Ambient Temp)
HOUSING:PVDF or Polypropylene with PTFE Diaphragm	OUTPUT:4-20mA + Two Open Collectors (NPN or PNP)
PROTECTION CLASS:NEMA 4X	POWER REQUIREMENT:10-30 VDC for LED
LENS:Polycarbonate	
DIAL:LED	
ACCURACY: $\pm 1.0\%$	

BFAS Series Bulkhead Fittings – Standard Flange

1/2" TO 4" PVC, CPVC, PP AND GFPP



Certified to
NSF/ANSI 61 & 372
1/2" - 3"
PVC/EPDM

KEY FEATURES

- PVC, CPVC, PP and GFPP
- FPM or EPDM Gasket Seal
- Left-Hand Threads
- Buttress Threads Protect Against Blowout
- Hex Body for One-Person Installation
- Rated at 150 PSI

OPTIONS

- Vacuum Breaker
- Ready Flanges (for Making Flanged Connections to Tanks)
- Tank-Tite™

SELECTION CHART

SIZE	MATERIAL	END CONNECTION	SEALS	PRESSURE RATING
1/2" – 4" (DN15 – DN100)	PVC	Socket x Thread Thread x Thread	FPM or EPDM	150 PSI @ 70°F 10 Bar @ 21°C Non-Shock
	CPVC	Socket x Thread		
	PP	Thread x Thread		
	GFPP			

BFA Series Bulkhead Fittings – Standard Flange

1/2" TO 6" PVC, CPVC AND PP – LONG PATTERN



Certified to
NSF/ANSI 61 & 372
PVC/EPDM

KEY FEATURES

- PVC, CPVC and PP
- Extra Long Design for Thick Tank Walls
- Left-Hand Threads
- Rated at 150 PSI
- FPM or EPDM Gasket Seal
- Hex Body for One-Person Installation
- Full Buttress Threads

OPTIONS

- Vacuum Breaker
- Ready Flanges (for Making Flanged Connections to Tanks)
- Tank-Tite™

SELECTION CHART

SIZE	MATERIAL	END CONNECTION	SEALS	PRESSURE RATING
1/2" – 6" (DN15 – DN150)	PVC	Socket x Socket Socket x Thread	FPM or EPDM	150 PSI @ 70°F 10 Bar @ 21°C Non-Shock
	CPVC	Thread x Thread		
	PP	Thread x Thread		

BFA Series Bulkhead Fittings – Oversized Flange

1/2" TO 1" PVC, CPVC AND PP – LONG PATTERN



KEY FEATURES

- PVC, CPVC and PP
- Oversized Flange Base
- Extra Long Design for Thick Tank Walls
- Left-Hand Threads
- Rated at 150 PSI
- FPM or EPDM Gasket Seal
- Hex Body for One-Person Installation
- Full Buttress Threads

OPTIONS

- Ready Flanges (for Making Flanged Connections to Tanks)
- Tank-Tite™

SELECTION CHART

SIZE	MATERIAL	END CONNECTION	SEALS	PRESSURE RATING
1/2" – 1" (DN15 – DN25)	PVC	Socket x Socket Socket x Thread	FPM or EPDM	150 PSI @ 70°F 10 Bar @ 21°C Non-Shock
	CPVC	Thread x Thread		
	PP	Thread x Thread		

CCP Series Tank-Tite™

1/2" TO 3" PVC



KEY FEATURES

- Robust PVC Upper and Lower Body Construction
- 17-7 PH Stainless Steel Wave Spring
- Rated to 150 PSI
- Fits with Hayward® BFAS/BFA Series Bulkhead Fittings
- Can be Used with All Bulkhead Fitting Materials
- Patented. U.S. Patent Number 8,328,240



The Tank-Tite is a revolutionary patented compression ring that eliminates the need to retighten gasketed bulkhead fittings! The Tank-Tite provides a constant load on the gasket of the bulkhead fitting to overcome, and compensate for, tank wall expansion/contraction in thickness due to changes in temperature and/or pressure within the tank. The Tank-Tite also imparts at the same time a constant load on the bulkhead fitting nut that reduces the possibility of loosening of the nut due to vibration within the system.

MATERIALS

- PVC Cell Class 12454 per ASTM D1784
- 17-7 PH Stainless Steel

SELECTION CHART

SIZE	MATERIAL	SPRING	PRESSURE RATING
1/2" – 3" (DN15 – DN80)	PVC	17-7 PH SSSL	150 PSI @ 70°F 10 Bar @ 21°C Non-Shock

SF Series Self-Aligning Bulkhead Fittings

1", 2" AND 3" PVC



KEY FEATURES

- PVC
- Enables Easy Piping Connections to Domed Tanks
- Swivel Ball Connection Corrects for Curved Tanks
- Enables Straight Pipe Connections up to 27° of Offset Angle
- PTFE Ball Seal
- FPM or EPDM Gasket Seal

SELECTION CHART

SIZE	MATERIAL	END CONNECTION	SEALS	PRESSURE RATING
1", 2" and 3" (DN25, DN50 and DN80)	PVC	Thread x Thread	FPM or EPDM	75 PSI @ 70°F 5 Bar @ 21°C Non-Shock

AR Series Air Release Valves

3/4" PVC BODY WITH PP BALL



KEY FEATURES

- PVC Body with PP Ball
- Reliable Tank Air Venting
- Prevents Tank Overflow
- Hollow, Floating Ball Design
- Closes at 0 PSI
- FPM or EPDM Seals
- Standard Screen

SELECTION CHART

SIZE	MATERIAL	END CONNECTION	SEALS	PRESSURE RATING
3/4" (DN20)	PVC Body PP Ball	Socket and Threaded	FPM	150 PSI @ 70°F 10 Bar @ 21°C Non-Shock

VB Series Vacuum Breakers

3/4" PVC



KEY FEATURES

- PVC Body
- Reliable Venting of Tanks and Piping Systems
- Advanced Design for Fast Draining
- Easy Installation
- Compact
- No Metal Parts to Stick or Jam
- FPM Membrane
- Use with BFAS/BFA Series Bulkhead Fitting to Vent Tanks (Fits 1-1/2" Only)

SELECTION CHART

SIZE	MATERIAL	SEALS	PRESSURE RATING
3/4" (DN20)	PVC	FPM	150 PSI @ 70°F 10 Bar @ 21°C Non-Shock

* NPT Connection

BVX Series Ready Flanges

1" TO 4" PVC, CPVC AND GFPP



KEY FEATURES

- PVC, CPVC and GFPP
- One-Piece Construction
- Integral Molded Nipple
- Eliminates the Need for an Extra Fabricated Joint – Preventing a Possible Leak Path
- Easily Converts Socket Valves to Flanged
- ANSI Class 150 Bolt Pattern

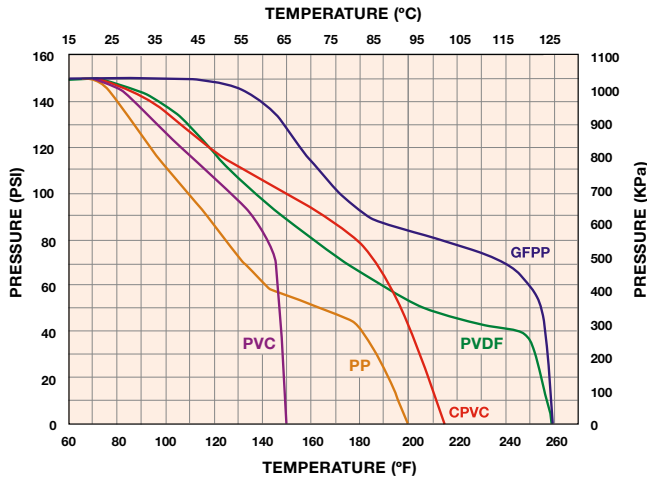
OPTIONS

- Threaded to Flanged

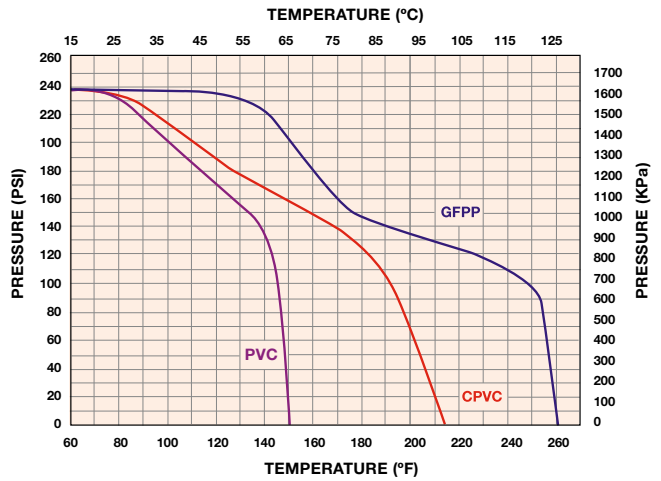
SELECTION CHART

SIZE	MATERIAL	END CONNECTION	PRESSURE RATING
1" – 4" (DN25 – DN100)	PVC or CPVC	Spigot x Flanged	150 PSI @ 70°F 10 Bar @ 21°C Non-Shock
	GFPP	Threaded x Flanged	

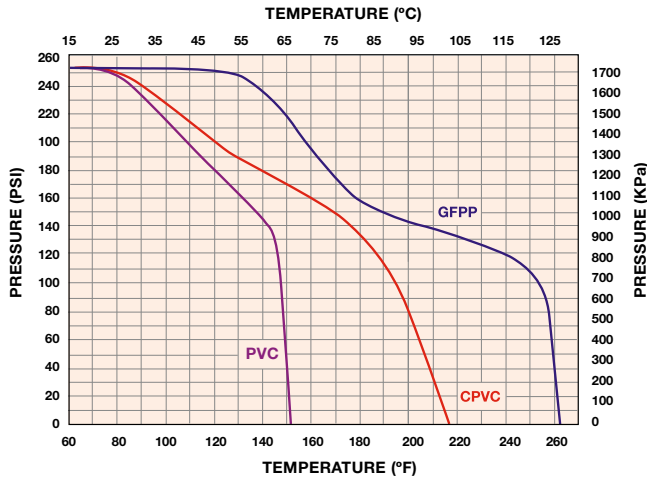
Operating Temperature/Pressure for 150 PSI/10 Bar Rated Products (EXCEPT FILTER HOUSINGS)



Operating Temperature/Pressure for 235 PSI/16 Bar Rated Products



Operating Temperature/Pressure for 250 PSI/17 Bar Rated Products



Pressure Loss Calculation Using Cv Factor

PRESSURE LOSS CALCULATION FORMULA

$$\Delta P = \left[\frac{Q}{C_v} \right]^2$$

ΔP = Pressure Drop

Q = Flow in GPM

Cv = Flow Coefficient

The pressure loss across a valve or filter can be calculated using the system's flow rate and the Cv factor for that valve or filter. For example, a 1" valve with a Cv factor of 8 will have a 4 PSI pressure loss in a system with a 16 GPM flow rate $(16 \div 8)^2 = 4$

Notes:

1. Working pressure (non-shock) figures are the maximum recommended for the indicated pressure.
2. It is recommended that the minimum process fluid temperature for the Hayward® product not fall below 34°F.

Basket Sizes for Hayward Simplex / Duplex Thermoplastic Strainers

PRESSURE DROP CORRECTION FACTORS FOR VARIOUS SIZE BASKET SCREENS

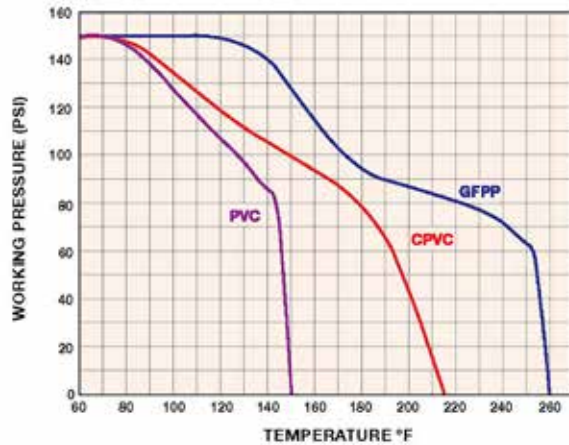
PLASTIC		STAINLESS STEEL		STAINLESS STEEL	
PERFORATION	CORRECTION FACTOR	PERFORATION	CORRECTION FACTOR	MESH	CORRECTION FACTOR
1/32"	1.05	1/32"	0.82	20	0.79
1/16"	1.00	3/64"	0.63	40	1.01
1/8"	0.58	1/16"	0.74	60	1.20
3/16"	0.46	5/64"	0.50	80	1.16
		7/64"	0.51	100	1.20
		1/8"	0.58	200	1.09
		5/32"	0.37	325	1.22
		3/16"	0.46		
		1/4"	0.58		
		3/8"	0.45		
		1/2"	0.48		

Note: To calculate pressure drop through vessels using other than 1/16" perforated baskets, first calculate the pressure drop using the listed Cv, and then multiply the result by the correction factor in the Correction Factors chart above.

COMPARATIVE PARTICLE SIZE

MESH	INCHES	MICRONS	MESH	INCHES	MICRONS	MESH	INCHES	MICRONS
3,250	0.0002	6	130	0.0043	110	24	0.028	718
1,600	0.0005	14	120	0.0046	118	20	0.034	872
750	0.0010	25	110	0.0051	131	18	0.039	1,000
325	0.0016	40	100	0.0055	149	16	0.045	1,154
250	0.0024	62	90	0.0061	156	14	0.051	1,308
200	0.0029	74	80	0.0070	179	12	0.060	1,538
180	0.0033	85	70	0.0078	200	10	0.075	1,923
170	0.0035	90	60	0.0092	238	8	0.097	2,488
160	0.0038	97	50	0.0117	300	6	0.132	3,385
150	0.0041	100	40	0.015	385	5	0.159	4,077
140	0.0042	108	30	0.020	513	4	0.203	5,205

Operating Temperature/ Pressure for Bag & Cartridge Filter Housings



CARTRIDGE ADAPTER SELECTION CHART

CARTRIDGE TYPE	AVAILABLE YES/NO	
	CFLV SINGLE LENGTH	CFLV DOUBLE LENGTH
2-1/2" – 2-3/4" DOE/222XCAP	Yes	Yes
4-1/2" DOE/222XCAP	Yes	Yes
Hayward 7"x16" DOE	Yes	No
Hayward 7"x16" DOE (Double Stacked)	No	Yes
Hayward 7"x30"	No	Yes
7-3/4" DOE	Yes	Yes

Consult Hayward® for Available Cartridges.

Z Series Specifications

PERFORMANCE SPECIFICATIONS BY PUMP SIZE

PUMP SIZE	FLOW RATE (GPH)	LINE PRESSURE (PSI)	STROKE CAPACITY (CC/STROKE)	Ø CONNECTIONS IN/OUT (INCHES)	FREQUENCY MAX (STROKE/MIN)	CONSUMPTION (W)
100	1.06	175	0.42	0.17" x 1/4"	160	12.2
	1.32	145	0.52			
	1.58	116	0.63			
	2.11	29	0.83			
200	1.85	232	0.38	0.17" x 1/4"	300	23.9
	2.64	145	0.55			
	3.96	72	0.83			
	4.75	14	1.00			
500	7.90	73	1.11	5/16" x 7/16"	300	22.2
	10.50	58	1.39			
	12.00	29	2.22			
	29.00	0	3.00			



Brisbane, Australia
www.monarchindustrial.com.au
www.monarchasiapacific.com.au



NSF/ANSI Standard 61 and NSF/ANSI 372

NSF/ANSI Standard 61 is a standard defining the requirements for products that are destined for use in drinking water systems. In summary, the standard requires immersion testing of all products that will come into contact with drinking water for any chemicals, compounds, elements, etc. that may leach into the water that passes through the product.

Hayward products that are NSF 61 certified can easily be found on the NSF website, www.NSF.org. Additionally, those products certified to NSF61-G are also certified to NSF/ANSI 372 and conforms with the lead content requirements for "lead free" plumbing as defined by California, Vermont, Maryland and Louisiana state laws and the U.S. Safe Drinking Water Act.

The following Hayward Flow Control products comply with this directive:

PRODUCT	SIZE	WATER CONTACT TEMP	WATER CONTACT MATERIAL
TBH SERIES BALL VALVES (including vented ball)			
Hayward True Union Ball Valve (PVC)	1/4" - 2"	CLD23	MLTPL
Hayward True Union Ball Valve (CPVC)	1/4" - 2"	CLD23	MLTPL
CVH SERIES BALL VALVES (including vented ball)			
CVH Series Ball Valve (CPVC)	1/4" - 2"	CLD 23	MLTPL
CVH Series Ball Valve (PVC)	1/4" - 2"	CLD 23	MLTPL
TB SERIES BALL VALVES (including vented ball)			
Hayward True Union Ball Valve (PVC)	1/4" - 4"	CLD23	MLTPL
Hayward True Union Ball Valve (CPVC)	1/4" - 4"	CLD23	MLTPL
TC SERIES CHECK VALVES			
Hayward True Union Ball Check Valve (PVC)	1/4" - 4"	CLD23	MLTPL
Hayward True Union Ball Check Valve (CPVC)	1/4" - 4"	CLD23	MLTPL
BYV SERIES BUTTERFLY VALVES			
Hayward Butterfly Valve (PVC/EPDM)	2" - 12"	CLD23	MLTPL
Hayward Butterfly Valve (CPVC/EPDM)	4" - 12"	D. HOT	MLTPL
BYCN SERIES BUTTERFLY VALVES (PVC/EPDM)*			
	2" - 8"	CLD23	MLTPL
SIMPLEX SB SERIES STRAINERS**			
Hayward Simplex Basket Strainer (PVC)	1/2" - 8"	CLD23	MLTPL
Hayward Simplex Basket Strainer (CPVC)	1/2" - 8"	D. HOT	MLTPL
BFA SERIES (PVC/EPDM) BULKHEAD			
	1/2" - 6"	CLD23	MLTPL
BFAS SERIES (PVC/EPDM) BULKHEAD			
	1/2" - 3"	CLD23	MLTPL
FLOW CONTROL VALVES			
Universal Stopcock™	1/4"	CLD23	MLTPL
RPV SERIES PRESSURE RELIEF VALVES			
	1/2" - 4"***	CLD23	MLTPL
PBV SERIES BACK PRESSURE VALVES			
	1/2" - 4"***	CLD23	MLTPL

* Certified for use in distribution systems only.

** Certified for use in water treatment plant applications only with a minimum daily flow rate of 3,120 gallons.

*** See listing for specific size and material combination.

NOTE: Unless otherwise indicated for Materials, Certification is only for the Water Contact Material shown in the Listing. Always consult NSF Listing online as changes and updates may occur.

Hayward's Statement of Quality Policy

Through the commitment to continuously improve our quality management system, Hayward Flow Control shall provide our customers, both internal and external, the resources, environment, products and service required to meet and exceed their expectations.